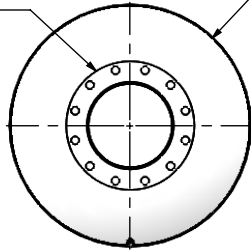
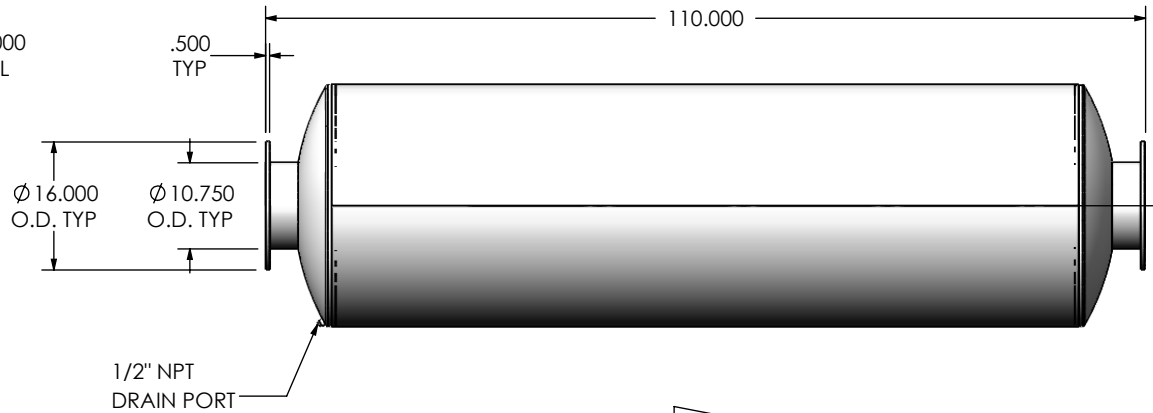



(2) 10" FF FLANGE
150 lb ANSI
STANDARD
BOLT PATTERN



Ø 30.000
SHELL
I.D.



1/2" NPT
DRAIN PORT



NOTES:

- DO NOT USE EQUIPMENT TO SUPPORT OTHER PARTS OF THE EXHAUST SYSTEM WITHOUT PROPER REINFORCEMENT

MATERIAL CONSTRUCTION:

- CARBON STEEL

PAINT:

- HIGH TEMPERATURE BLACK (MIRATECH COATING SYSTEM 5)

PROJECT NAME
PROPOSAL NUMBER
SALES ORDER NO.
CUSTOMER P.O.

PROPRIETARY AND CONFIDENTIAL

THE INFORMATION CONTAINED IN THIS DRAWING IS THE SOLE PROPERTY OF MIRATECH GROUP, LLC. ANY REPRODUCTION IN PART OR AS A WHOLE WITHOUT THE WRITTEN PERMISSION OF MIRATECH GROUP, LLC IS PROHIBITED.

DIMENSIONS ARE IN INCHES UNLESS OTHERWISE SPECIFIED

DIMENSIONAL TOLERANCES UNLESS OTHERWISE SPECIFIED	
ANGLES	
MACH: ±1°	INCHES: ±0.125
BEND: ±3°	MILLIMETERS: ±2

DO NOT SCALE DRAWING

DRAWN	DATE
FES	10/26/2016
REVIEWED BY	DATE
AJM	10/31/2016



JHEE0-10PF-2-00000000
Sales Drawing

DRAWING	JHEE0-10PF-2-00000000 SD	REV	0
SIZE	A	SCALE	1:24
WEIGHT:	622 lb	SHEET	1 OF 1