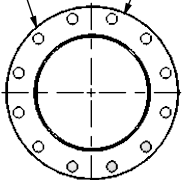



(2) 10" FF FLANGE  
150 lb ANSI  
STANDARD  
BOLT PATTERN



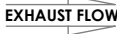
FRONT VIEW

Ø 16.000  
SHELL I.D.



RIGHT VIEW

1/2" NPT  
DRAIN PORT



**NOTES:**

- DO NOT USE EQUIPMENT TO SUPPORT OTHER PARTS OF THE EXHAUST SYSTEM WITHOUT PROPER REINFORCEMENT

**MATERIAL CONSTRUCTION:**

- 304 STAINLESS STEEL

**PAINT:**

- NONE

PROJECT NAME	<p><b>PROPRIETARY AND CONFIDENTIAL</b></p> <p>THE INFORMATION CONTAINED IN THIS DRAWING IS THE SOLE PROPERTY OF MIRATECH GROUP, LLC. ANY REPRODUCTION IN PART OR AS A WHOLE WITHOUT THE WRITTEN PERMISSION OF MIRATECH GROUP, LLC IS PROHIBITED.</p>
PROPOSAL NUMBER	
SALES ORDER NO.	
CUSTOMER P.O.	

<p>DIMENSIONS ARE IN INCHES UNLESS OTHERWISE SPECIFIED</p> <p>ANGLES: MACH: ±1° INCHES: ±0.125 BEND: ±3° MILLIMETERS: ±2</p> <p>DO NOT SCALE DRAWING</p>	
DRAWN	DATE
FES	10/07/2016
REVIEWED BY	DATE
AJM	10/14/2016

<p>SIZE <b>A</b></p>	
SCALE 1:18	WEIGHT: 200.1527 lb

<p><b>TCEEP-16PF-3-00000000</b> Sales Drawing</p>	
<p>DRAWING TCEEP-16PF-3-00000000 SD</p>	
REV <b>0</b>	SHEET 1 OF 1