MIRATECH

MAXIM Silencing Solutions CATALOG

Products and Specifications



info@miratechcorp.com | 1-800-640-3141 | **miratechcorp.com**

Silencing Solutions CATALOG

	MIRATECH SILENCER CATALOG	Page
	Guides and Nomenclature	4-5
	CYLINDRICAL CHAMBER TYPE	
M11	Cylindrical Industrial Grade	6
M22	Cylindrical Residential Grade	7
M32	Cylindrical Critical Grade	8
M42	Cylindrical Super Critical Grade	9
M52	Cylindrical Hospital Grade	10
M62	Cylindrical Super Hospital Grade	11
M72	Cylindrical Extreme Grade	12
M82	Cylindrical Super Extreme Grade	13
	COMPACT CHAMBER TYPE	
CPJ	Compact Residential Grade	14
	SPARK ARRESTING CHAMBER TYPE	
MSA10	Spark Arresting Industrial Grade	15
MSA11	Spark Arresting Residential Grade	16
MSA22	Spark Arresting Critical Grade	17
MSA33	Spark Arresting Super Critical Grade	18
MSA44	Spark Arresting Hospital Grade	19
MSA55	Spark Arresting Super Hospital Grade	20
SAU	Spark Arresting Only	21
	SPARK ARRESTING DNV CHAMBER TYPE	
SUI	DNV Spark Arresting Industrial Grade	22
SUR	DNV Spark Arresting Residential Grade	23
SUC	DNV Spark Arresting Critical Grade	24
SUH	DNV Spark Arresting Hospital Grade	25
	LOW PRESSURE DROP/TURBO STRAIGHT THROUGH	
MT22	Low Pressure Drop	26
MT32	Low Pressure Drop Industrial Grade	27
MT42	Low Pressure Drop Residential Grade	28
MT52	Low Pressure Drop Critical Grade	29
	LOW PROFILE COMPACT DISK	
MD22	Compact Disk Residential Grade	30
MD32	Compact Disk Critical Grade	31
MD42	Compact Disk Super Critical Grade	32
MD52	Compact Disk Hospital Grade	33

	OVAL THIN LINE	Page
MR22	Oval Thin Line Residential Grade	34
MR32	Oval Thin Line Critical Grade	35
MR4	Oval Thin Line Super Critical Grade	36
MR42	Oval Thin Line Hospital Grade	37
MR62	Oval Thin Line Extreme Grade	38
	MARINE ENGINE / WET EXHAUST	
MP11	Expected Attenuation: 15-18 dBA	39
MP31	Expected Attenuation: 20-25 dBA	40
MP41	Expected Attenuation: 30-35 dBA	41
	BLOWER SILENCERS	
MB11	Straight Through Acoustically Packed	42
MB21	Blower Chamber	43
MB31	Combination Acoustically Packed	44
	ABSORPTIVE DESIGN INTAKE / EXHAUST SILENCERS	
FP-FPE	Straight Through Absorptive Design	45
FPC-FPCE	Center Panel Absorptive Design	46
FPS-FPSE	Full Flow Area Absorptive Design	47
	ANNULAR FLOW INTAKE / EXHAUST SILENCERS	
AFS2-AFSE2	Annular Flow Residential Grade	48

Part Number Legend

a	Silencers Series
M	Cylindrical
CPJ	Compact Cylindrical*
MSA	Spark Arrestor Cylindrical
SAU	Spark Arrestor no silencing
SU	DNV Spark Arrestor
MT	Low Pressure/Turbo
MD	Disk
MR	Oval
*CPJ residential grade only	

b	Silencer Grade
1	Industrial (I)
2	Residential (R)
3	Critical (C)
4	Super Critical (SC)
5	Hospital (H)
6	Super Hospital (SH)
7	Extreme (E)
8	Super Extreme (SE)
Leave blank for CPJ residential only SAU no silencing, or MT w/no silencing option	

c d	Inlet Orientation Outlet Orientation
A	Side @ 12 o'clock
C	Side @ 1:30 o'clock
D	Side @ 3 o'clock
F	Side @ 4:30 o'clock
G	Side @ 6 o'clock
H	Side @ 7:30 o'clock
I	Side @ 9 o'clock
J	Side @ 10:30 o'clock
E	End In/Out
B	Bottom In/Out (MD, MR only)
T	Top In/Out (MD, MR only)
P	Parallel (CPJ outlet only)

e	Internal Shell Insulation
0	No Insulation
1	1" Insulation
2	2" Insulation
3	3" Insulation

f	Mounting Supports for Cylindrical Silencers
A	(3) Vertical Mounting Legs
B	(4) Vertical Mounting Legs
C	Base Mounted
D	Vertical Shell Brackets
E	Horizontal Shell Brackets
F	Saddle Supports
T	Trunnion Mounts
V	Vertical Orientation No Supports

f	Mounting Supports for Disk/ Oval Silencers
B	Bottom Lugs/Brackets
D	Dual Lugs/Brackets
T	Top Lugs/Brackets
If no mounts needed leave blank	

g	Part Number Type
X	Configurable
Z	Custom
If standard P/N leave blank	

M5FAOAX - D08PF14PF-2-XXXXXXXX

a Series | b Grade | c d Orientation | e Insulation | f Mounts | g PN type (leave blank if standard) | h # of inlets (leave blank if only 1 inlet) | i j inlet sizes and connections (if same as inlet leave outlet blank) | k l outlet | m material | n 8 digit code created by MIRATECH engineering

h	Number of Inlets
Blank	1 Inlet
D	2 Inlets
T	3 Inlets
Q	4 Inlets
P	5 Inlets
please specify engine model for multiple inlets	

i	Inlet Size (Nominal Diameter)
Examples = 2 or 3 digits	
8" = 08	
2.5" = 25	

j		Inlet Connections
No Flange	PS	Pipe Stub
	TS	Tube Stub
Flanges	TF	ANSI Tube
	PF	ANSI Pipe
	SR	ANSI Single Reducing
	DR	ANSI Double Reducing
	RF	Raised/Threaded
	TG	ANSI Tube Flange w/Gussets
	PG	ANSI Pipe Flange w/Gussets
	TN	ANSI Tube Flange w/ Weld Nuts
	PN	ANSI Pipe Flange w/ Weld Nuts
	CT	Custom
OEM Flanges	CA	CAT
	CU	Cummins
	PK	Perkins
	MI	Mitsubishi
	DS	Doosan
	DF	Detroit
	KR	Kohler
DIN Flanges	A	DIN2573
	B	DIN2576
	C	DIN86044
Other	CF	Slotted Cuff
	MN	Male NPT
	FN	Female NPT
	SB	Stack Breaker
	MT	Machine Turbo
	FR	20° Flare
	MA	Marman
	FM	ANSI Flush Mount

k / k	Outlet Connection
Blank	if same as Inlet
Other	list size and connection

m	Material
1	Aluminized Steel
2	Carbon Steel
3	304 Stainless Steel
4	316 Stainless Steel
5	321 Stainless Steel
6	409 Stainless Steel

info@miratechcorp.com | 1-800-640-3141 | **miratechcorp.com**

Silencer Specification

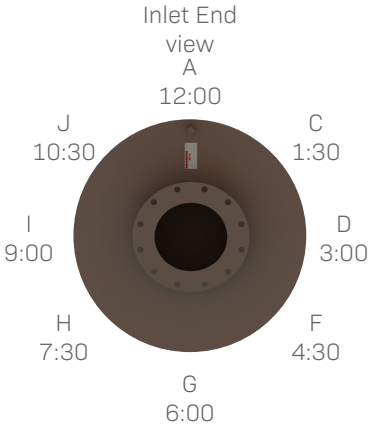

Drain and plug at 6:00

f	Mounting Supports for Cylindrical Silencers
A	(3) Vertical Mounting Legs
B	(4) Vertical Mounting Legs
C	Base Mounted
D	Vertical Shell Brackets
E	Horizontal Shell Brackets
F	Saddle Supports
T	Trunnion Mounts
V	Vertical Orientation No supports
f	**Mounting Supports for Disk/ Oval Silencers**
B	Bottom Lugs/Brackets
D	Dual Lugs/Brackets
T	Top Lugs/Brackets
If no mounts needed leave blank	



End in (E), Side out at 3:00 (D)



Side in 3:00 (D), Side out 12:00 (A)



Side in 6:00 (G), Side out 9:00 (I)



Type “E”
Bracket Support (4)



Type “F”
Saddle Support (2)



Type “A”
Leg Support (3)



Type “B”
Leg Support (4)



Type “T”
Trunnion Support



Type “D”
Bracket Support

Mounting Direction: Silencers may be mounted vertically or horizontally with the drain located accordingly. Specify prior to ordering if silencer is to be mounted vertically.

- Side inlet and outlet placements c and d are viewed from the inlet end and placement positions are noted as clock positions.
- Side inlets are manufactured at the minimum standard location (F dimension, see specs). If location falls outside of range, customizations may be possible,
  call for details and pricing.
- Silencers may be mounted vertically or horizontally with the drain located accordingly. Specify prior to ordering if silencer is to be mounted vertically.
- All dimensions are in inches. All weights are in pounds. Weights are approximate.
- Listed sound data is based on typical performance and should not be considered absolute.

M11 | INDUSTRIAL CHAMBER SILENCER
12 to 18 dBA Noise Reduction

MIRATECH

Silencer Specification

MAXIM SILENCERS

OVERVIEW

The M11 is engineered for light industrial areas where background noise is relatively high and constant. The need for higher degrees of silencing should be minimal, keeps engine exhaust noise within existing levels.

Typical application: Internal combustion engine exhausts in light industry areas with relatively constant background noise.

FEATURES

- Heavy duty, all welded construction and long service life
- Easily installed in any position
- High heat silicone black finish for Carbon and Alumnized Steel
- Connections: Sizes 3.5 and under MNPT, 4 and up ANSI pattern flanged
- Two chambers
- Drain connection

OPTIONS / ACCESSORIES

- Explosion relief cover
- Cleanout openings
- Configurable inlet/outlet size, type, quantity location and orientations available
- Horizontal or vertical support arrangements
- Aluminized steel, Carbon Steel, Stainless Steel 304 or 316 construction available (alumnized steel only available for body diameters 26" and smaller)
- Special paints and finishes available
- Complete range of exhaust accessories

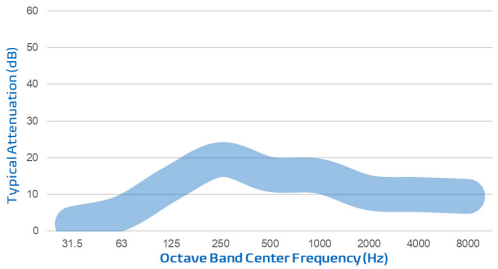

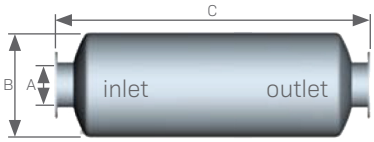

end inlet/end outlet

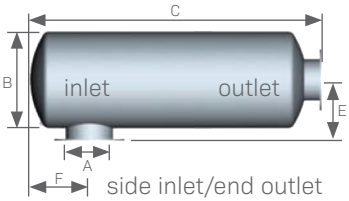

side inlet/end outlet

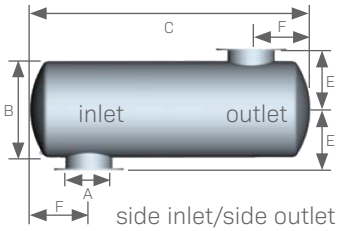

side inlet/side outlet

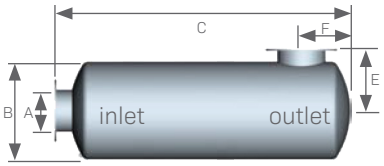

end inlet/side outlet

PRODUCT SPECS		End In/End Out	Side In/End Out	Side In/Side Out	End In/Side Out			
A (size)	B (dia)	C (OAL)	C (OAL)	C (OAL)	C (OAL)	E	F	Est Wt
2.0	6	20.0	17.0	14.0	17.0	6.0	3.5	11
2.5	8	20.0	17.0	14.0	17.0	7.0	4.0	15
3.0	8	24.0	21.0	18.0	21.0	7.0	4.0	20
3.5	8	26.0	23.0	20.0	23.0	7.0	4.5	26
4.0	10	30.0	26.0	22.0	26.0	9.0	5.0	40
5.0	12	34.0	30.0	26.0	30.0	10.0	6.0	51
6.0	14	41.0	37.0	33.0	37.0	11.0	6.5	75
8.0	16	48.0	44.0	40.0	44.0	12.0	8.5	108
10.0	18	50.0	46.0	42.0	46.0	13.0	9.5	138
12.0	22	60.0	56.0	52.0	56.0	15.0	11.5	203
14.0	30	70.0	65.0	60.0	65.0	20.0	13.5	394
16.0	36	80.0	75.0	70.0	75.0	23.0	16.5	535
18.0	40	90.0	85.0	80.0	85.0	25.0	17.5	858
20.0	45	96.0	91.0	86.0	91.0	27.5	20.0	1,123
22.0	50	109.0	104.0	99.0	104.0	30.0	22.0	1,549
24.0	54	119.0	114.0	109.0	114.0	32.0	24.0	1,894
26.0	60	125.0	120.0	115.0	120.0	35.0	26.0	2,239
28.0	64	140.0	135.0	130.0	135.0	37.0	28.0	2,585
30.0	68	153.0	148.0	143.0	148.0	39.0	30.0	2,930

- All dimensions are in inches. All weights are in pounds. Weights are approximate.
- Listed sound data is based on typical performance and should not be considered absolute.
- See nomenclature guide for additional information on part number creation.

info@miratechcorp.com | 1-800-640-3141 | miratechcorp.com

Silencer Specification

MAXIM SILENCERS

OVERVIEW

The M22 is engineered for residential and light industrial areas where background noise is relatively high and constant. The need for higher degrees of silencing should be minimal, keeps engine exhaust noise within existing levels.

Typical application: Internal combustion engine exhausts in neighborhoods having high traffic or light industry with relatively constant background noise. Residents in these areas are typically accustomed to the noise or make some efforts to shield themselves from the ever present background noise.

FEATURES

- Advanced acoustical design
- Heavy duty, all welded construction and long service life
- Easily installed in any position
- High heat silicone black finish
- Connections: Sizes 3.5 and under MNPT, 4 and up ANSI pattern flanged
- Two chambers
- Drain connection

OPTIONS / ACCESSORIES

- Explosion relief cover
- Cleanout openings
- Custom inlet/outlet size, location and multiple orientations available
- Horizontal or vertical support arrangements
- Aluminized steel, Stainless Steel 304 or 316 construction available (alumnized steel only available for body diameters 26" and smaller)
- Special paints and finishes available
- Complete range of exhaust accessories

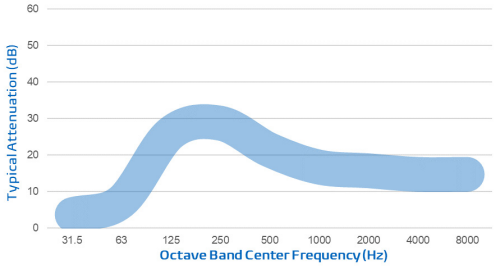

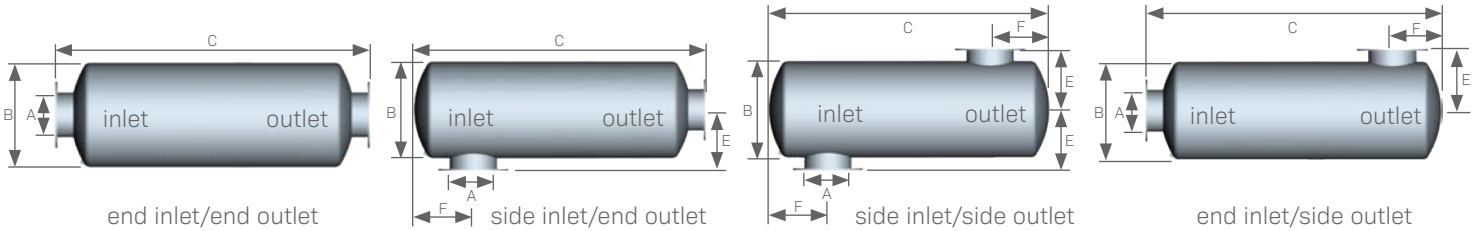

end inlet/end outlet | side inlet/end outlet | side inlet/side outlet | end inlet/side outlet

PRODUCT SPECS		End In/End Out	Side In/End Out	Side In/Side Out	End In/Side Out			
A (size)	B (dia)	C (OAL)	C (OAL)	C (OAL)	C (OAL)	E	F	Est Wt
2.0	8	24.0	21.0	18.0	21.0	7.0	4.0	34
2.5	10	24.0	21.0	18.0	21.0	8.0	4.5	38
3.0	12	26.0	23.0	20.0	23.0	9.0	5.0	45
3.5	14	30.0	27.0	24.0	27.0	10.0	5.5	56
4.0	14	36.0	32.0	28.0	32.0	11.0	6.0	60
5.0	16	43.0	39.0	35.0	39.0	12.0	7.0	80
6.0	18	49.0	45.0	41.0	45.0	13.0	7.5	102
8.0	22	59.0	55.0	51.0	55.0	15.0	9.5	170
10.0	26	64.0	60.0	56.0	60.0	17.0	11.5	270
12.0	30	77.0	73.0	69.0	73.0	19.0	13.0	415
14.0	36	83.0	78.0	73.0	78.0	23.0	15.5	550
16.0	40	90.0	85.0	80.0	85.0	25.0	16.5	784
18.0	45	96.0	91.0	86.0	91.0	27.5	18.0	931
20.0	50	109.0	104.0	99.0	104.0	30.0	20.5	1,357
22.0	54	119.0	114.0	109.0	114.0	32.0	22.5	1,764
24.0	60	125.0	120.0	115.0	120.0	35.0	24.0	2,105
26.0	64	140.0	135.0	130.0	135.0	37.0	25.5	2,477
28.0	68	155.0	150.0	145.0	150.0	39.0	26.5	2,856
30.0	72	166.0	161.0	156.0	161.0	41.0	28.0	3,259

- All dimensions are in inches. All weights are in pounds. Weights are approximate.
- Listed sound data is based on typical performance and should not be considered absolute.
- See nomenclature guide for additional information on part number creation.

M32 | CRITICAL CHAMBER SILENCER
25 to 32 dBA Noise Reduction

MIRATECH

Silencer Specification

MAXIM SILENCERS

OVERVIEW

The M32 is engineered for residential areas where background noise is present, but not objectionable. In these areas, installation of an M3 on an engine exhaust is intended to bring the noise level down to match the ambient noise levels.

Typical application: Internal combustion engine exhausts in quieter residential area off main traffic areas and away from constant noise sources.

FEATURES

- Advanced acoustical design
- Heavy duty, all welded construction and long service life
- Easily installed in any position
- High heat silicone black finish
- Connections: Sizes 3.5 and under MNPT, 4 and up ANSI pattern flanged
- Two chambers
- Drain connection

OPTIONS / ACCESSORIES

- Explosion relief cover
- Cleanout openings
- Custom inlet/outlet size, location and multiple orientations available
- Horizontal or vertical support arrangements
- Aluminized steel, Stainless Steel 304 or 316 construction available (alumnized steel only available for body diameters 26" and smaller)
- Special paints and finishes available
- Complete range of exhaust accessories

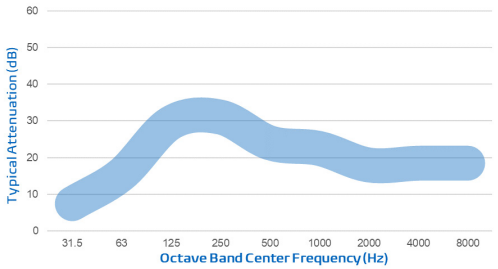



end inlet/end outlet

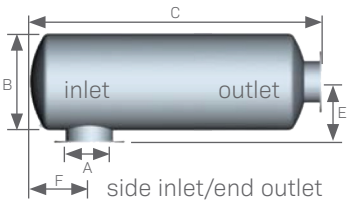

side inlet/end outlet

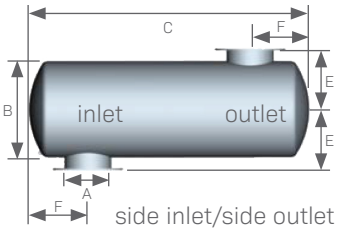

side inlet/side outlet

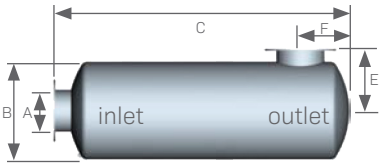

end inlet/side outlet

PRODUCT SPECS		End In/End Out	Side In/End Out	Side In/Side Out	End In/Side Out			
A (size)	B (dia)	C (OAL)	C (OAL)	C (OAL)	C (OAL)	E	F	Est Wt
2.0	8	34.0	31.0	28.0	31.0	7.0	4.5	24
2.5	10	34.0	31.0	28.0	31.0	8.0	5.0	33
3.0	12	38.0	35.0	32.0	35.0	9.0	5.5	50
3.5	14	42.0	39.0	36.0	39.0	10.0	6.0	65
4.0	14	48.0	44.0	40.0	44.0	11.0	6.0	75
5.0	16	57.0	53.0	49.0	53.0	12.0	7.0	100
6.0	18	63.0	59.0	55.0	59.0	13.0	8.0	126
8.0	22	74.0	70.0	66.0	70.0	15.0	9.5	203
10.0	26	87.0	83.0	79.0	83.0	17.0	11.5	352
12.0	30	102.0	98.0	94.0	98.0	19.0	13.0	519
14.0	36	109.0	104.0	99.0	104.0	23.0	15.5	674
16.0	40	119.0	114.0	109.0	114.0	25.0	16.5	973
18.0	45	127.0	122.0	117.0	122.0	27.5	18.0	1,165
20.0	50	137.0	132.0	127.0	132.0	30.0	20.5	1,656
22.0	54	149.0	144.0	139.0	144.0	32.0	22.5	2,107
24.0	60	162.0	157.0	152.0	157.0	35.0	24.0	2,566
26.0	64	183.0	178.0	173.0	178.0	37.0	25.5	3,031
28.0	68	200.0	195.0	190.0	195.0	39.0	26.5	3,468
30.0	72	216.0	211.0	206.0	211.0	41.0	28.0	3,992

- All dimensions are in inches. All weights are in pounds. Weights are approximate.
- Listed sound data is based on typical performance and should not be considered absolute.
- See nomenclature guide for additional information on part number creation.

info@miratechcorp.com | 1-800-640-3141 | miratechcorp.com

Silencer Specification

MAXIM SILENCERS

OVERVIEW

The M42 is engineered for quiet residential areas where background noise is relatively low, and super critical grade silencing is required.

Typical application: Internal combustion engine exhausts in truly quiet residential areas where ambient noise levels are very low and the sound of birds singing and the soft hum of air conditioning units may be the noticeable noise features.

FEATURES

- Advanced acoustical design
- Heavy duty, all welded construction and long service life
- Easily installed in any position
- High heat silicone black finish
- Connections: Sizes 3.5 and under MNPT, 4 and up ANSI pattern flanged
- Two chambers
- Drain connection

OPTIONS / ACCESSORIES

- Explosion relief cover
- Cleanout openings
- Custom inlet/outlet size, location and multiple orientations available
- Horizontal or vertical support arrangements
- Aluminized steel, Stainless Steel 304 or 316 construction available (alumnized steel only available for body diameters 26" and smaller)
- Special paints and finishes available
- Complete range of exhaust accessories

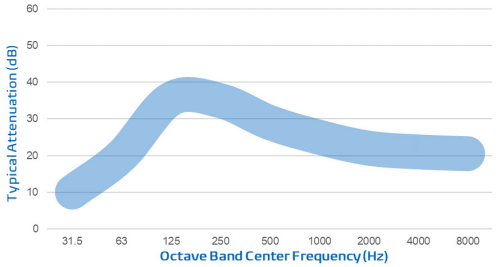

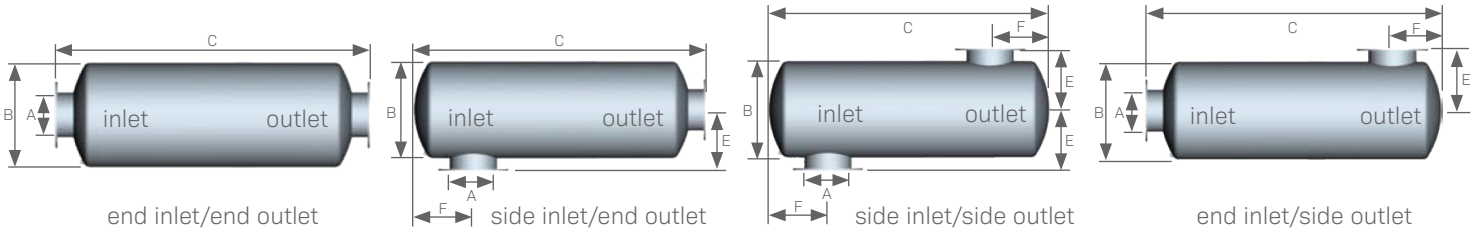

end inlet/end outlet | side inlet/end outlet | side inlet/side outlet | end inlet/side outlet

PRODUCT SPECS		End In/End Out	Side In/End Out	Side In/Side Out	End In/Side Out			
A (size)	B (dia)	C (OAL)	C (OAL)	C (OAL)	C (OAL)	E	F	Est Wt
2.0	10	36.0	33.0	30.0	33.0	8.0	4.5	26
2.5	12	40.0	37.0	34.0	37.0	9.0	5.5	40
3.0	14	46.0	43.0	40.0	43.0	10.0	5.5	61
3.5	16	50.0	47.0	44.0	47.0	11.0	6.5	83
4.0	16	51.0	47.0	43.0	47.0	12.0	6.5	90
5.0	18	62.0	58.0	54.0	58.0	13.0	7.0	120
6.0	22	69.0	65.0	61.0	65.0	15.0	8.5	175
8.0	26	82.0	78.0	74.0	78.0	17.0	10.0	304
10.0	30	102.0	98.0	94.0	98.0	19.0	12.0	484
12.0	36	112.0	108.0	104.0	108.0	22.0	15.0	659
14.0	40	120.0	115.0	110.0	115.0	25.0	15.5	930
16.0	45	126.0	121.0	116.0	121.0	27.5	17.0	1,140
18.0	50	135.0	130.0	125.0	130.0	30.0	19.5	1,623
20.0	54	149.0	144.0	139.0	144.0	32.0	21.5	2,055
22.0	60	157.0	152.0	147.0	152.0	35.0	23.0	2,464
24.0	64	164.0	159.0	154.0	159.0	37.0	24.5	2,803
26.0	68	184.0	179.0	174.0	179.0	39.0	25.5	3,282
28.0	72	205.0	200.0	195.0	200.0	41.0	27.0	3,788
30.0	78	220.0	215.0	210.0	215.0	44.0	28.5	5,293

- All dimensions are in inches. All weights are in pounds. Weights are approximate.
- Listed sound data is based on typical performance and should not be considered absolute.
- See nomenclature guide for additional information on part number creation.

M52 | HOSPITAL CHAMBER SILENCER
35 to 42 dBA Noise Reduction

MIRATECH

Silencer Specification

MAXIM SILENCERS

OVERVIEW

The M52 is engineered for reactive hospital grade noise reduction in heavy industrial areas where machinery operates continuously around a quiet locality. Suitable locations include hospitals, schools and quiet residential districts.

Typical application: Internal combustion engine exhausts in extremely low background noise areas, such as residential or hospital locations away from busy streets.

FEATURES

- Advanced acoustical design
- Heavy duty, all welded construction and long service life
- Easily installed in any position
- High heat silicone black finish
- Connections: Sizes 3.5 and under MNPT, 4 and up ANSI pattern flanged
- Sizes 6 and under are two chambered, 8 and above are three chambered
- Drain connection

OPTIONS / ACCESSORIES

- Explosion relief cover
- Cleanout openings
- Custom inlet/outlet size, location and multiple orientations available
- Horizontal or vertical support arrangements
- Aluminized steel, Stainless Steel 304 or 316 construction available (alumnized steel only available for body diameters 26" and smaller)
- Special paints and finishes available
- Complete range of exhaust accessories

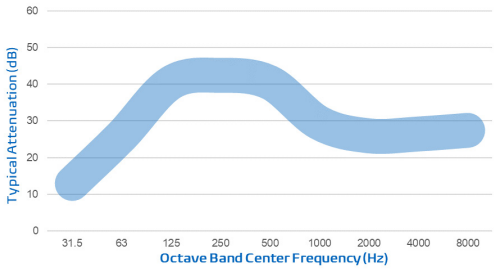



end inlet/end outlet

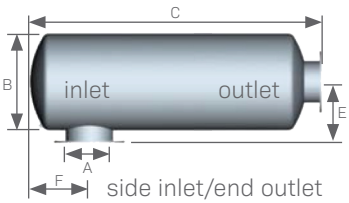

side inlet/end outlet

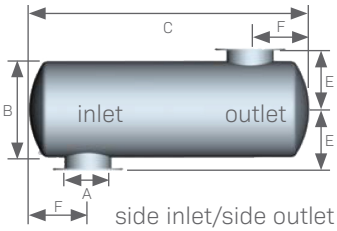

side inlet/side outlet

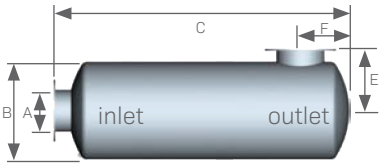

end inlet/side outlet

PRODUCT SPECS		End In/End Out	Side In/End Out	Side In/Side Out	End In/Side Out			
A (size)	B (dia)	C (OAL)	C (OAL)	C (OAL)	C (OAL)	E	F	Est Wt
2.0	10	40.0	37.0	34.0	37.0	8.0	4.5	39
2.5	12	46.0	43.0	40.0	43.0	9.0	5.5	61
3.0	14	50.0	47.0	44.0	47.0	10.0	6.0	85
3.5	16	54.0	51.0	48.0	51.0	11.0	7.0	114
4.0	18	62.0	58.0	54.0	58.0	13.0	7.0	177
5.0	22	74.0	70.0	66.0	70.0	15.0	9.0	271
6.0	26	85.0	81.0	77.0	81.0	17.0	11.0	342
8.0	30	103.0	99.0	95.0	99.0	19.0	12.0	548
10.0	36	118.0	114.0	110.0	114.0	22.0	14.0	783
12.0	36	130.0	126.0	122.0	126.0	22.0	14.0	870
14.0	40	145.0	140.0	135.0	140.0	25.0	17.0	1,242
16.0	45	156.0	151.0	146.0	151.0	27.5	19.0	1,543
18.0	50	171.0	166.0	161.0	166.0	30.0	21.0	2,252
20.0	54	185.0	180.0	175.0	180.0	32.0	22.0	2,818
22.0	60	199.0	194.0	189.0	194.0	35.0	24.0	3,429
24.0	64	212.0	207.0	202.0	207.0	37.0	26.0	3,916
26.0	68	235.0	230.0	225.0	230.0	39.0	27.0	4,576
28.0	72	268.0	263.0	258.0	263.0	41.0	29.0	5,390
30.0	78	278.0	273.0	268.0	273.0	44.0	32.0	7,246

- All dimensions are in inches. All weights are in pounds. Weights are approximate.
- Listed sound data is based on typical performance and should not be considered absolute.
- See nomenclature guide for additional information on part number creation.

info@miratechcorp.com | 1-800-640-3141 | miratechcorp.com

Silencer Specification

MAXIM SILENCERS

OVERVIEW

The M62 is engineered for a high degree of silencing in areas requiring hospital plus grade noise reductions. This reactive silencer with absorptive type features without using to multiple silencers in series or custom designed silencers.

Typical application: Internal combustion engine exhausts in extremely low background noise areas, such as residential or hospital locations away from busy streets.

FEATURES

- Advanced acoustical design with exposed internal insulation
- Heavy duty, all welded construction and long service life
- Easily installed in any position
- High heat silicone black finish
- Connections: Sizes 3.5 and under MNPT, 4 and up ANSI pattern flanged
- Sizes 6 and under are two chambered, 8 and above are three chambered
- Drain connection

OPTIONS / ACCESSORIES

- Explosion relief cover
- Cleanout openings
- Custom inlet/outlet size, location and multiple orientations available
- Horizontal or vertical support arrangements
- Aluminized steel, Stainless Steel 304 or 316 construction available (alumnized steel only available for body diameters 26" and smaller)
- Special paints and finishes available
- Complete range of exhaust accessories

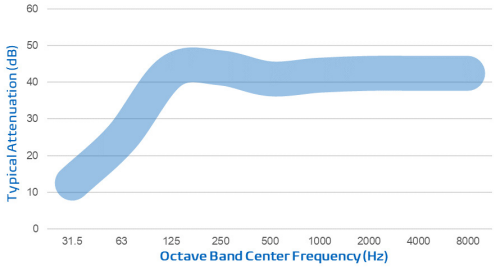

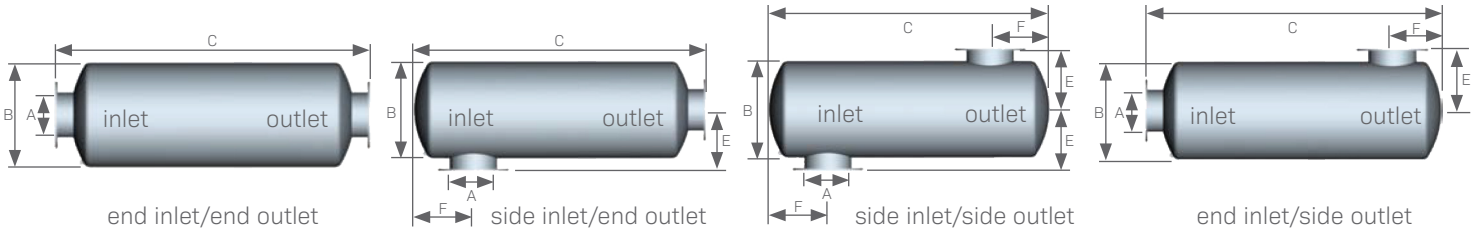

end inlet/end outlet | side inlet/end outlet | side inlet/side outlet | end inlet/side outlet

PRODUCT SPECS		End In/End Out	Side In/End Out	Side In/Side Out	End In/Side Out			
A (size)	B (dia)	C (OAL)	C (OAL)	C (OAL)	C (OAL)	E	F	Est Wt
2.0	10	40.0	37.0	34.0	37.0	8.0	4.5	68
2.5	12	46.0	43.0	40.0	43.0	9.0	5.5	98
3.0	14	50.0	47.0	44.0	47.0	10.0	6.0	126
3.5	16	54.0	51.0	48.0	51.0	11.0	7.0	154
4.0	18	62.0	58.0	54.0	58.0	13.0	7.0	191
5.0	22	74.0	70.0	66.0	70.0	15.0	9.0	271
6.0	26	85.0	81.0	77.0	81.0	17.0	11.0	376
8.0	30	103.0	99.0	95.0	99.0	19.0	12.0	548
10.0	36	118.0	114.0	110.0	114.0	22.0	14.0	844
12.0	36	130.0	126.0	122.0	126.0	22.0	14.0	870
14.0	40	145.0	140.0	135.0	140.0	25.0	17.0	1,359
16.0	45	156.0	151.0	146.0	151.0	27.5	19.0	1,543
18.0	50	171.0	166.0	161.0	166.0	30.0	21.0	2,417
20.0	54	185.0	180.0	175.0	180.0	32.0	22.0	2,818
22.0	60	199.0	194.0	189.0	194.0	35.0	24.0	3,590
24.0	64	212.0	207.0	202.0	207.0	37.0	26.0	3,916
26.0	68	235.0	230.0	225.0	230.0	39.0	27.0	4,770
28.0	72	268.0	263.0	258.0	263.0	41.0	29.0	5,390
30.0	78	278.0	273.0	268.0	273.0	44.0	32.0	7,679

- All dimensions are in inches. All weights are in pounds. Weights are approximate.
- Listed sound data is based on typical performance and should not be considered absolute.
- See nomenclature guide for additional information on part number creation.

M72 | EXTREME CHAMBER SILENCER
40 to 55 dBA Noise Reduction

MIRATECH

Silencer Specification

MAXIM SILENCERS

OVERVIEW

The M72 is engineered for areas requiring extreme grade noise reductions and is a reactive and absorptive silencer designed to achieve maximum attenuation as well as minimize radiated noise from breakout, without resorting to multiple silencers in series or custom designed silencers.

Typical application: Internal combustion engine exhausts in extremely low background noise areas, such as residential or hospital locations away from busy streets.

FEATURES

- Advanced acoustical design with exposed internal insulation
- Heavy duty, all welded construction and long service life
- Easily installed in any position
- High heat silicone black finish
- Connections: Sizes 3.5 and under MNPT, 4 and up ANSI pattern flanged
- Sizes 6 and under are two chambered, 8 and above are three chambered
- Drain connection

OPTIONS / ACCESSORIES

- Explosion relief cover
- Cleanout openings
- Custom inlet/outlet size, location and multiple orientations available
- Horizontal or vertical support arrangements
- Aluminized steel, Stainless Steel 304 or 316 construction available (alumnized steel only available for body diameters 26" and smaller)
- Special paints and finishes available
- Complete range of exhaust accessories

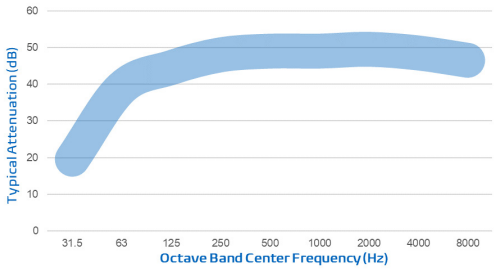



end inlet/end outlet

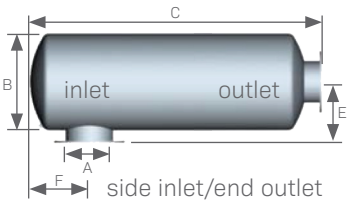

side inlet/end outlet

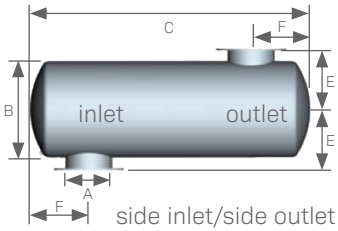

side inlet/side outlet

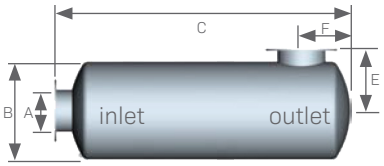

end inlet/side outlet

PRODUCT SPECS		End In/End Out	Side In/End Out	Side In/Side Out	End In/Side Out			
A (size)	B (dia)	C (OAL)	C (OAL)	C (OAL)	C (OAL)	E	F	Est Wt
2.0	12	64.0	61.0	58.0	61.0	9.0	6.0	204
2.5	14	70.0	67.0	64.0	67.0	10.0	7.0	264
3.0	16	74.0	71.0	68.0	71.0	11.0	7.0	329
3.5	18	78.0	75.0	72.0	75.0	12.0	8.0	389
4.0	22	84.0	80.0	76.0	80.0	15.0	8.0	498
5.0	26	97.0	93.0	89.0	93.0	17.0	10.0	698
6.0	30	110.0	106.0	102.0	106.0	19.0	12.0	944
8.0	36	134.0	130.0	126.0	130.0	22.0	13.0	1,511
10.0	40	150.0	146.0	142.0	146.0	24.0	15.0	1,910
12.0	40	158.0	154.0	150.0	154.0	24.0	15.0	2,084
14.0	45	174.0	169.0	164.0	169.0	27.5	18.0	2,549
16.0	50	194.0	189.0	184.0	189.0	30.0	21.0	3,237
18.0	54	208.0	203.0	198.0	203.0	32.0	23.0	3,944
20.0	60	226.0	221.0	216.0	221.0	35.0	25.0	5,443
22.0	64	228.0	223.0	218.0	223.0	37.0	26.0	6,006
24.0	68	233.0	228.0	223.0	228.0	39.0	27.0	6,638
26.0	72	234.0	229.0	224.0	229.0	41.0	29.0	7,196
28.0	78	244.0	239.0	234.0	239.0	44.0	30.0	9,513
30.0	84	254.0	249.0	244.0	249.0	47.0	32.0	10,807

- All dimensions are in inches. All weights are in pounds. Weights are approximate.
- Listed sound data is based on typical performance and should not be considered absolute.
- See nomenclature guide for additional information on part number creation.

info@miratechcorp.com | 1-800-640-3141 | **miratechcorp.com**

Silencer Specification

MAXIM SILENCERS

OVERVIEW

The M82 is engineered for the highest degree of silencing in areas requiring super extreme grade noise reductions. The standard top-of-the-line reactive and absorptive silencer to achieve maximum attenuation as well as minimize radiated noise from breakout, without using multiple silencers in series.

Typical application: Internal combustion engine exhausts in extremely low background noise areas, such as residential or hospital locations away from busy streets.

FEATURES

- Advanced acoustical design with exposed internal insulation
- Heavy duty, all welded construction and long service life
- Easily installed in any position
- High heat silicone black finish
- Connections: Sizes 3.5 and under MNPT, 4 and up ANSI pattern flanged
- All sizes are three chambered
- Drain connection

OPTIONS / ACCESSORIES

- Explosion relief cover
- Cleanout openings
- Custom inlet/outlet size, location and multiple orientations available
- Horizontal or vertical support arrangements
- Aluminized steel, Stainless Steel 304 or 316 construction available (alumnized steel only available for body diameters 26" and smaller)
- Special paints and finishes available
- Complete range of exhaust accessories

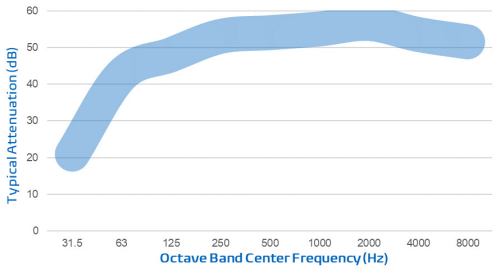

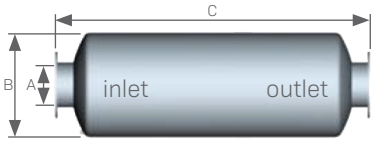

end inlet/end outlet

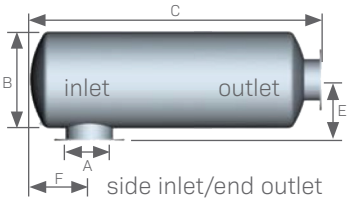

side inlet/end outlet

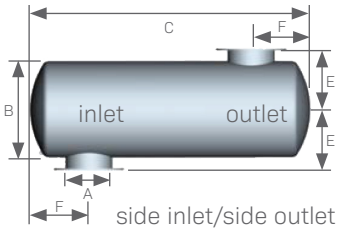

side inlet/side outlet

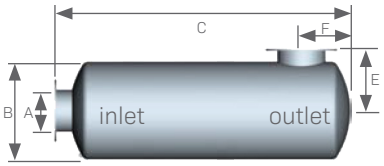

end inlet/side outlet

PRODUCT SPECS		End In/End Out	Side In/End Out	Side In/Side Out	End In/Side Out			
A (size)	B (dia)	C (OAL)	C (OAL)	C (OAL)	C (OAL)	E	F	Est Wt
2.0	20	74.0	71.0	68.0	71.0	13.0	6.0	460
2.5	20	80.0	77.0	74.0	77.0	13.0	7.0	504
3.0	22	84.0	81.0	78.0	81.0	14.0	8.0	583
3.5	24	88.0	85.0	82.0	85.0	15.0	9.0	695
4.0	26	94.0	90.0	86.0	90.0	17.0	10.0	788
5.0	26	108.0	104.0	100.0	104.0	17.0	11.0	913
6.0	30	118.0	114.0	110.0	114.0	19.0	13.0	1,172
8.0	36	134.0	130.0	126.0	130.0	22.0	14.0	1,715
10.0	40	150.0	146.0	142.0	146.0	24.0	16.0	2,164
12.0	40	158.0	154.0	150.0	154.0	24.0	16.0	2,356
14.0	45	174.0	169.0	164.0	169.0	27.5	19.0	3,017
16.0	50	194.0	189.0	184.0	189.0	30.0	22.0	3,805
18.0	54	208.0	203.0	198.0	203.0	32.0	24.0	4,502
20.0	60	226.0	221.0	216.0	221.0	35.0	26.0	6,185
22.0	64	228.0	223.0	218.0	223.0	37.0	27.0	7,086
24.0	68	233.0	228.0	223.0	228.0	39.0	28.0	7,810
26.0	72	234.0	229.0	224.0	229.0	41.0	30.0	8,419
28.0	78	244.0	239.0	234.0	239.0	44.0	31.0	11,045
30.0	84	254.0	249.0	244.0	249.0	47.0	33.0	12,545

- All dimensions are in inches. All weights are in pounds. Weights are approximate.
- Listed sound data is based on typical performance and should not be considered absolute.
- See nomenclature guide for additional information on part number creation.

CPJ

RESIDENTIAL COMPACT CHAMBER SILENCER
19 to 25 dBA Noise Reduction

MIRATECH

Silencer Specification

MAXIM SILENCERS

OVERVIEW

The CPJ compact silencer provides a modest level of attenuation in a compressed design by utilizing both absorptive and reactive designs. It is ideally suited for equipment operating in environments where noise levels are moderate.

FEATURES

- Heavy duty, all welded construction and long service life
- Easily installed in any position
- High heat silicone black finish
- Connections: Sizes 3.5 and under MNPT, 4 and up ANSI pattern flanged
- Drain connection
- Exposed internal insulation

OPTIONS / ACCESSORIES

- Explosion relief cover
- Cleanout openings
- Custom inlet/outlet size, location and multiple orientations available
- Horizontal or vertical support arrangements
- Aluminized steel
- Special paints and finishes available
- Complete range of exhaust accessories

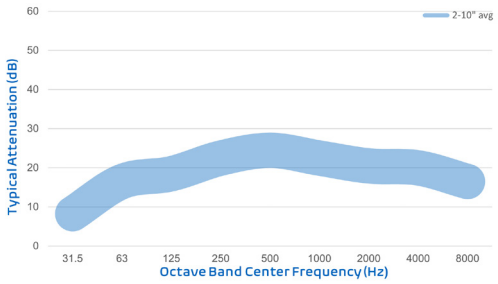

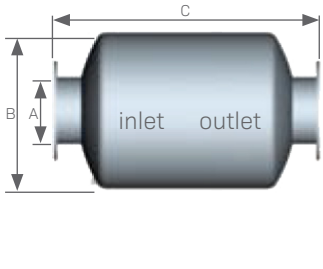

end inlet/end outlet

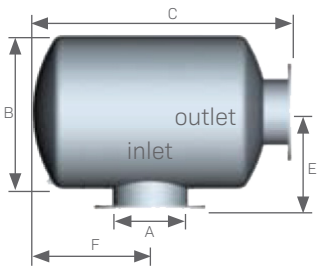

side inlet/end outlet

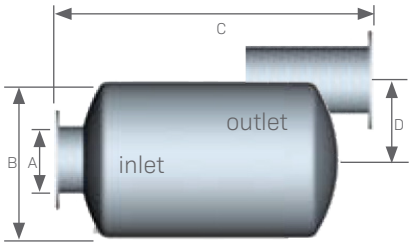

end inlet/parallel end outlet

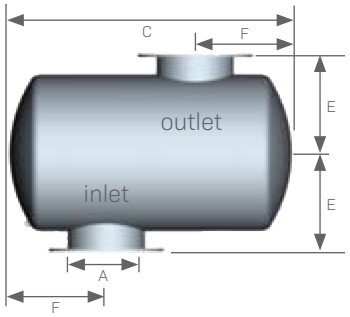

side inlet/side outlet

PRODUCT SPECS		End In/End Out	Side In/End Out		End In/ Parallel to Body End Out	Side In/Side Out				
A (size)	B (dia)	C (OAL)	C (OAL)	F	C (OAL)	C (OAL)	F	D	E	Est Wt
2	8	15.5	13.25	5.5	15.5	11	4.25	4	6.75	33
2.5	8	15.5	13.25	5.5	15.5	11	5.38	4	6.75	34
3	12	17	15	6.5	17	13	4.5	6	9.5	65
3.5	12	20	18	7.75	20	15.5	5.63	6	10	86
4	12	25	22	9.5	25	19	6.5	6	10	110
5	16	26.5	23.5	10.25	26.5	20.5	8	8	12	161
6	18	38.5	35.5	16.25	38.5	32.5	10	9	14	269
8	22	38.5	35.5	16.25	38.5	32.5	11.5	11	15	343
10	26	46	43	20	46	40	12.5	13	18	546

- All dimensions are in inches. All weights are in pounds. Weights are approximate.
- Listed sound data is based on typical performance and should not be considered absolute.
- See nomenclature guide for additional information on part number creation.

info@miratechcorp.com | 1-800-640-3141 | **miratechcorp.com**

Silencer Specification

MAXIM SILENCERS

OVERVIEW

The MSA10 silencer is engineered to provide an industrial grade attenuation with a highly efficient spark arrestor. Designed for use on the exhaust system of internal combustion engines where a fire hazard or dirt nuisance would exist from particles of carbon or ash in the exhaust stream.

Typical Applications: Internal combustion engine exhausts, marine service, refineries/hazardous environments, and offshore drilling/production platforms

FEATURES

- Advanced acoustical design
- Heavy duty, all welded construction and long service life
- Easily installed in any position
- High heat silicone black finish
- Connections: Sizes 3.5 and under MNPT, 4 and up ANSI pattern flanged
- Two chambers
- Drain connection

OPTIONS / ACCESSORIES

- Explosion relief cover
- Cleanout openings
- Custom inlet/outlet size, location and multiple orientations available
- Horizontal or vertical support arrangements
- Aluminized steel, Stainless Steel 304 or 316 construction available (alumnized steel only available for body diameters 26" and smaller)
- Special paints and finishes available
- Complete range of exhaust accessories

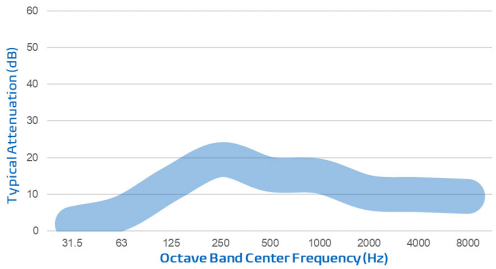

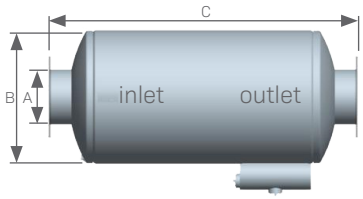

end inlet/end outlet

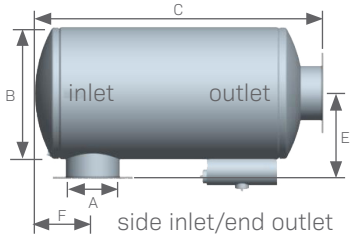

side inlet/end outlet

PRODUCT SPECS		End Inlet/End Outlet	Side Inlet/End Outlet			
A (size)	B (dia)	C (OAL)	C (OAL)	E	F	Est Wt
2.0	6	20.0	17.0	6.0	3.5	23
2.5	8	20.0	17.0	7.0	4.0	26
3.0	8	24.0	21.0	7.0	4.0	28
3.5	8	26.0	23.0	7.0	4.5	29
4.0	10	30.0	26.0	9.0	5.0	40
5.0	12	34.0	30.0	10.0	6.0	51
6.0	14	41.0	37.0	11.0	6.5	75
8.0	16	48.0	44.0	12.0	8.5	108
10.0	18	50.0	46.0	13.0	9.5	138
12.0	22	60.0	56.0	15.0	11.5	203
14.0	30	70.0	65.0	20.0	13.5	394
16.0	36	80.0	75.0	23.0	16.5	535
18.0	40	90.0	85.0	25.0	17.5	858
20.0	45	96.0	91.0	27.5	20.0	1,032
22.0	50	109.0	104.0	30.0	22.0	1,308
24.0	54	119.0	114.0	32.0	24.0	1,573
26.0	60	125.0	120.0	35.0	26.0	1,936
28.0	64	140.0	135.0	37.0	28.0	2,382
30.0	68	153.0	148.0	39.0	30.0	2,867

- All dimensions are in inches. All weights are in pounds. Weights are approximate.
- Listed sound data is based on typical performance and should not be considered absolute.
- See nomenclature guide for additional information on part number creation.

MSA11 RESIDENTIAL GRADE SPARK ARRESTING
20 to 25 dBA Noise Reduction

MIRATECH

Silencer Specification

MAXIM SILENCERS

OVERVIEW

The MSA11 silencer is engineered to provide a residential grade attenuation with a highly efficient spark arrestor. Designed for use on the exhaust system of internal combustion engines where a fire hazard or dirt nuisance would exist from particles of carbon or ash in the exhaust stream.

Typical Applications: Internal combustion engine exhausts, marine service, refineries/hazardous environments, and offshore drilling/production platforms

FEATURES

- Advanced acoustical design
- Heavy duty, all welded construction and long service life
- Easily installed in any position
- High heat silicone black finish
- Connections: Sizes 3.5 and under MNPT, 4 and up ANSI pattern flanged
- Two chambers
- Drain connection

OPTIONS / ACCESSORIES

- Explosion relief cover
- Cleanout openings
- Custom inlet/outlet size, location and multiple orientations available
- Horizontal or vertical support arrangements
- Aluminized steel, Stainless Steel 304 or 316 construction available (alumnized steel only available for body diameters 26" and smaller)
- Special paints and finishes available
- Complete range of exhaust accessories

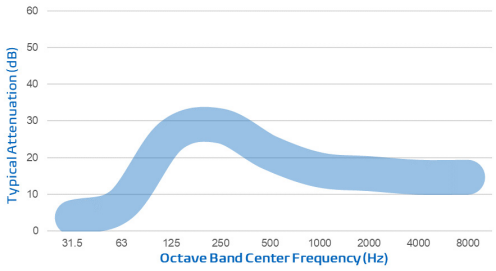

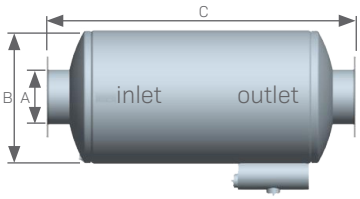

end inlet/end outlet

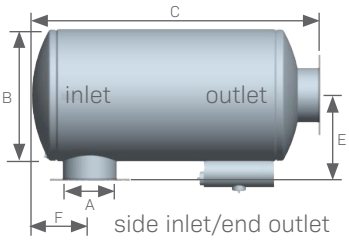

side inlet/end outlet

PRODUCT SPECS		End Inlet/End Outlet	Side Inlet/End Outlet			
A (size)	B (dia)	C (OAL)	C (OAL)	E	F	Est Wt
2.0	8	24.0	21.0	7.0	4.0	21
2.5	10	24.0	21.0	8.0	4.5	28
3.0	12	26.0	23.0	9.0	5.0	41
3.5	14	30.0	27.0	10.0	5.5	55
4.0	14	36.0	32.0	11.0	6.0	64
5.0	16	43.0	39.0	12.0	7.0	88
6.0	18	49.0	45.0	13.0	7.5	110
8.0	22	59.0	55.0	15.0	9.5	178
10.0	26	64.0	60.0	17.0	11.5	280
12.0	30	77.0	73.0	19.0	13.0	416
14.0	36	83.0	78.0	23.0	15.5	558
16.0	40	90.0	85.0	25.0	16.5	793
18.0	45	96.0	91.0	27.5	18.0	950
20.0	50	109.0	104.0	30.0	20.5	1,392
22.0	54	119.0	114.0	32.0	22.5	1,806
24.0	60	125.0	120.0	35.0	24.0	2,187
26.0	64	140.0	135.0	37.0	25.5	2,586
28.0	68	155.0	150.0	39.0	26.5	2,984
30.0	72	166.0	161.0	41.0	28.0	3,445

- All dimensions are in inches. All weights are in pounds. Weights are approximate.
- Listed sound data is based on typical performance and should not be considered absolute.
- See nomenclature guide for additional information on part number creation.

info@miratechcorp.com | 1-800-640-3141 | miratechcorp.com

Silencer Specification

MAXIM SILENCERS

OVERVIEW

The MSA22 silencer is engineered to provide a critical grade attenuation with a highly efficient spark arrestor. Designed for use on the exhaust system of internal combustion engines where a fire hazard or dirt nuisance would exist from particles of carbon or ash in the exhaust stream.

Typical Applications: Internal combustion engine exhausts, marine service, refineries/hazardous environments, and offshore drilling/production platforms

FEATURES

- Advanced acoustical design
- Heavy duty, all welded construction and long service life
- Easily installed in any position
- High heat silicone black finish
- Connections: Sizes 3.5 and under MNPT, 4 and up ANSI pattern flanged
- Two chambers
- Drain connection

OPTIONS / ACCESSORIES

- Explosion relief cover
- Cleanout openings
- Custom inlet/outlet size, location and multiple orientations available
- Horizontal or vertical support arrangements
- Aluminized steel, Stainless Steel 304 or 316 construction available (alumnized steel only available for body diameters 26" and smaller)
- Special paints and finishes available
- Complete range of exhaust accessories

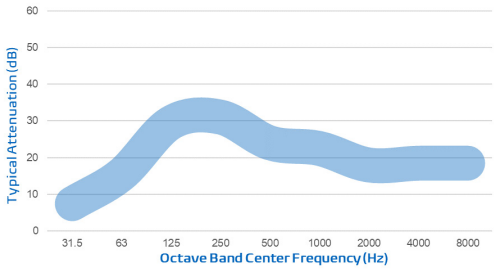

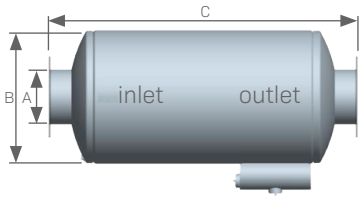

end inlet/end outlet

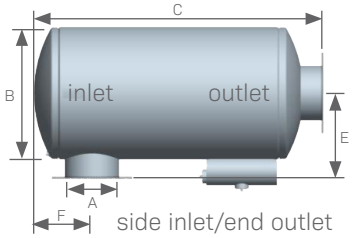

side inlet/end outlet

PRODUCT SPECS		End Inlet/End Outlet	Side Inlet/End Outlet			
A (size)	B (dia)	C (OAL)	C (OAL)	E	F	Est Wt
2.0	8	34.0	31.0	7.0	4.5	28
2.5	10	34.0	31.0	8.0	5.0	37
3.0	12	38.0	35.0	9.0	5.5	54
3.5	14	42.0	39.0	10.0	6.0	70
4.0	14	48.0	44.0	11.0	6.0	77
5.0	16	57.0	53.0	12.0	7.0	108
6.0	18	63.0	59.0	13.0	8.0	132
8.0	22	74.0	70.0	15.0	9.5	205
10.0	26	87.0	83.0	17.0	11.5	356
12.0	30	102.0	98.0	19.0	13.0	518
14.0	36	109.0	104.0	23.0	15.5	687
16.0	40	119.0	114.0	25.0	16.5	976
18.0	45	127.0	122.0	27.5	18.0	1,169
20.0	50	137.0	132.0	30.0	20.5	1,676
22.0	54	149.0	144.0	32.0	22.5	2,127
24.0	60	162.0	157.0	35.0	24.0	2,627
26.0	64	183.0	178.0	37.0	25.5	3,106
28.0	68	200.0	195.0	39.0	26.5	3,561
30.0	72	216.0	211.0	41.0	28.0	4,140

- All dimensions are in inches. All weights are in pounds. Weights are approximate.
- Listed sound data is based on typical performance and should not be considered absolute.
- See nomenclature guide for additional information on part number creation.

MSA33 SUPER CRITICAL GRADE SPARK ARRESTING
30 to 38 dBA Noise Reduction

MIRATECH

Silencer Specification

MAXIM SILENCERS

OVERVIEW

The MSA33 silencer is engineered to provide a super critical grade attenuation with a highly efficient spark arrestor. Designed for use on the exhaust system of internal combustion engines where a fire hazard or dirt nuisance would exist from particles of carbon or ash in the exhaust stream.

Typical Applications: Internal combustion engine exhausts, marine service, refineries/hazardous environments, and offshore drilling/production platforms

FEATURES

- Advanced acoustical design
- Heavy duty, all welded construction and long service life
- Easily installed in any position
- High heat silicone black finish
- Connections: Sizes 3.5 and under MNPT, 4 and up ANSI pattern flanged
- Two chambers
- Drain connection

OPTIONS / ACCESSORIES

- Explosion relief cover
- Cleanout openings
- Custom inlet/outlet size, location and multiple orientations available
- Horizontal or vertical support arrangements
- Aluminized steel, Stainless Steel 304 or 316 construction available (alumnized steel only available for body diameters 26" and smaller)
- Special paints and finishes available
- Complete range of exhaust accessories

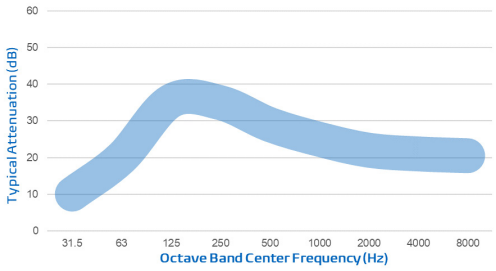

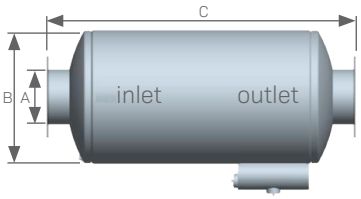

end inlet/end outlet

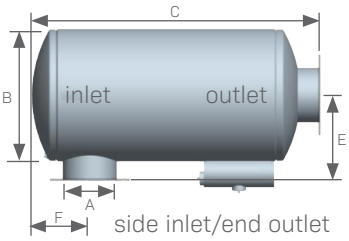

side inlet/end outlet

PRODUCT SPECS		End Inlet/End Outlet	Side Inlet/End Outlet			
A (size)	B (dia)	C (OAL)	C (OAL)	E	F	Est Wt
2.0	10	36.0	33.0	8.0	4.5	49
2.5	12	40.0	37.0	9.0	5.5	60
3.0	14	46.0	43.0	10.0	5.5	76
3.5	16	50.0	47.0	11.0	6.5	94
4.0	16	51.0	47.0	12.0	6.5	94
5.0	18	62.0	58.0	13.0	7.0	130
6.0	22	69.0	65.0	15.0	8.5	186
8.0	26	82.0	78.0	17.0	10.0	318
10.0	30	102.0	98.0	19.0	12.0	494
12.0	36	112.0	108.0	22.0	15.0	690
14.0	40	120.0	115.0	25.0	15.5	968
16.0	45	126.0	121.0	27.5	17.0	1,155
18.0	50	135.0	130.0	30.0	19.5	1,636
20.0	54	149.0	144.0	32.0	21.5	2,086
22.0	60	157.0	152.0	35.0	23.0	2,492
24.0	64	164.0	159.0	37.0	24.5	2,831
26.0	68	184.0	179.0	39.0	25.5	3,316
28.0	72	205.0	200.0	41.0	27.0	3,821
30.0	78	220.0	215.0	44.0	28.5	5,324

- All dimensions are in inches. All weights are in pounds. Weights are approximate.
- Listed sound data is based on typical performance and should not be considered absolute.
- See nomenclature guide for additional information on part number creation.

info@miratechcorp.com | 1-800-640-3141 | miratechcorp.com

Silencer Specification

MAXIM SILENCERS

OVERVIEW

The MSA44 silencer is engineered to provide a hospital grade attenuation with a highly efficient spark arrestor. Designed for use on the exhaust system of internal combustion engines where a fire hazard or dirt nuisance would exist from particles of carbon or ash in the exhaust stream.

Typical Applications: Internal combustion engine exhausts, marine service, refineries/hazardous environments, and offshore drilling/production platforms

FEATURES

- Advanced acoustical design
- Heavy duty, all welded construction and long service life
- Easily installed in any position
- High heat silicone black finish
- Connections: Sizes 3.5 and under MNPT, 4 and up ANSI pattern flanged
- Sizes 6 and under are two chambered, 8 and above are three chambers
- Drain connection

OPTIONS / ACCESSORIES

- Explosion relief cover
- Cleanout openings
- Custom inlet/outlet size, location and multiple orientations available
- Horizontal or vertical support arrangements
- Aluminized steel, Stainless Steel 304 or 316 construction available (alumnized steel only available for body diameters 26" and smaller)
- Special paints and finishes available
- Complete range of exhaust accessories

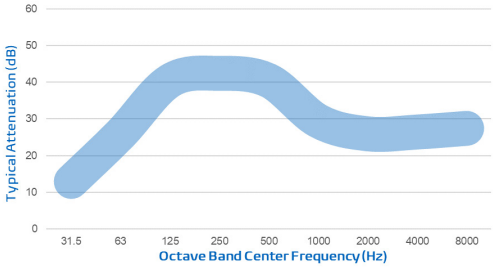

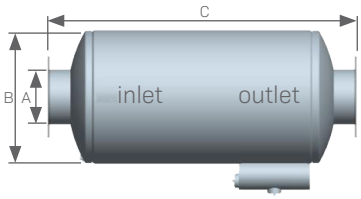

end inlet/end outlet

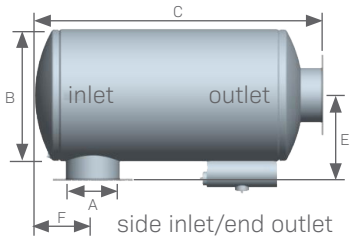

side inlet/end outlet

PRODUCT SPECS		End Inlet/End Outlet	Side Inlet/End Outlet			
A (size)	B (dia)	C (OAL)	C (OAL)	E	F	Est Wt
2.0	10	40.0	37.0	8.0	4.5	47
2.5	12	46.0	43.0	9.0	5.5	59
3.0	14	50.0	47.0	10.0	6.0	74
3.5	16	54.0	51.0	11.0	7.0	93
4.0	18	62.0	58.0	13.0	7.0	119
5.0	22	74.0	70.0	15.0	9.0	189
6.0	26	85.0	81.0	17.0	11.0	305
8.0	30	103.0	99.0	19.0	12.0	517
10.0	36	118.0	114.0	22.0	14.0	730
12.0	36	130.0	126.0	22.0	14.0	820
14.0	40	145.0	140.0	25.0	17.0	1,188
16.0	45	156.0	151.0	27.5	19.0	1,461
18.0	50	171.0	166.0	30.0	21.0	2,111
20.0	54	185.0	180.0	32.0	22.0	2,664
22.0	60	199.0	194.0	35.0	24.0	3,237
24.0	64	212.0	207.0	37.0	26.0	3,693
26.0	68	235.0	230.0	39.0	27.0	4,313
28.0	72	268.0	263.0	41.0	29.0	5,053
30.0	78	278.0	273.0	44.0	32.0	6,866

- All dimensions are in inches. All weights are in pounds. Weights are approximate.
- Listed sound data is based on typical performance and should not be considered absolute.
- See nomenclature guide for additional information on part number creation.

MSA55 SUPER HOSPITAL GRADE SPARK ARRESTING
35 to 50 dBA Noise Reduction

MIRATECH

Silencer Specification

MAXIM SILENCERS

OVERVIEW

The MSA55 silencer is engineered to provide the highest grade attenuation with a highly efficient spark arrestor. This is a reactive silencer with absorptive type features without using multiple silencers in series. Designed for use on the exhaust system of internal combustion engines where a fire hazard or dirt nuisance would exist from particles of carbon or ash in the exhaust stream.

Typical Applications: Internal combustion engine exhausts, marine service, refineries/hazardous environments, and offshore drilling/production platforms

FEATURES

- Advanced acoustical design
- Heavy duty, all welded construction and long service life
- Easily installed in any position
- High heat silicone black finish
- Connections: Sizes 3.5 and under MNPT, 4 and up ANSI pattern flanged
- Sizes 6 and under are two chambered, 8 and above are three chambers
- Drain connection

OPTIONS / ACCESSORIES

- Explosion relief cover
- Cleanout openings
- Custom inlet/outlet size, location and multiple orientations available
- Horizontal or vertical support arrangements
- Aluminized steel, Stainless Steel 304 or 316 construction available (alumnized steel only available for body diameters 26" and smaller)
- Special paints and finishes available
- Complete range of exhaust accessories

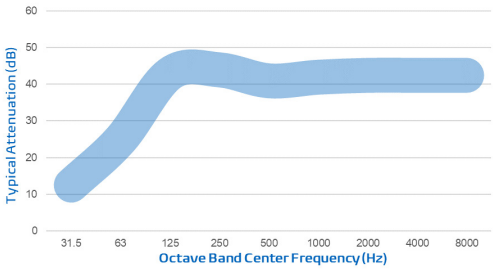

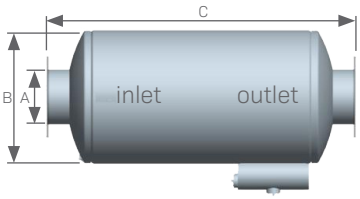

end inlet/end outlet

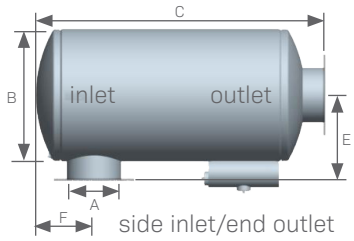

side inlet/end outlet

PRODUCT SPECS		End Inlet/End Outlet	Side Inlet/End Outlet			
A (size)	B (dia)	C (OAL)	C (OAL)	E	F	Est Wt
2.0	10	40.0	37.0	8.0	4.5	124
2.5	12	46.0	43.0	9.0	5.5	137
3.0	14	50.0	47.0	10.0	6.0	153
3.5	16	54.0	51.0	11.0	7.0	173
4.0	18	62.0	58.0	13.0	7.0	200
5.0	22	74.0	70.0	15.0	9.0	314
6.0	26	85.0	81.0	17.0	11.0	382
8.0	30	103.0	99.0	19.0	12.0	590
10.0	36	118.0	114.0	22.0	14.0	829
12.0	36	130.0	126.0	22.0	14.0	953
14.0	40	145.0	140.0	25.0	17.0	1,345
16.0	45	156.0	151.0	27.5	19.0	1,628
18.0	50	171.0	166.0	30.0	21.0	2,371
20.0	54	185.0	180.0	32.0	22.0	2,969
22.0	60	199.0	194.0	35.0	24.0	3,562
24.0	64	212.0	207.0	37.0	26.0	4,048
26.0	68	235.0	230.0	39.0	27.0	4,737
28.0	72	268.0	263.0	41.0	29.0	5,692
30.0	78	278.0	273.0	44.0	32.0	7,573

- All dimensions are in inches. All weights are in pounds. Weights are approximate.
- Listed sound data is based on typical performance and should not be considered absolute.
- See nomenclature guide for additional information on part number creation.

info@miratechcorp.com | 1-800-640-3141 | miratechcorp.com

Silencer Specification

MAXIM SILENCERS

OVERVIEW

Spark arrestor designed for equipment operating in environments with potentially combustible materials. It forces cyclonic action to separate particulates from exhaust. Collected particulates are removed via the spark cleanout.

FEATURES

- Advanced acoustical design
- Heavy duty, all welded construction and long service life
- Easily installed in any position
- High heat silicone black finish
- Connections: ANSI pattern flanged
- Two chambers
- Drain connection

OPTIONS / ACCESSORIES

- Explosion relief cover
- Cleanout openings
- Custom inlet/outlet size, location and multiple orientations available
- Horizontal or vertical support arrangements
- Aluminized steel
- Special paints and finishes available
- Complete range of exhaust accessories

CERTIFICATIONS

- U.S. Department of Agriculture (Forrest Service) qualified.
- Efficiency rating of virtually 100% by the U.S. Forrest Service

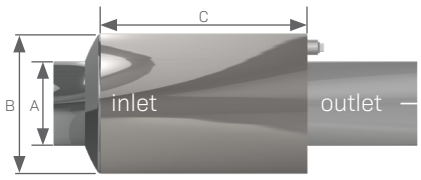

end inlet/end outlet

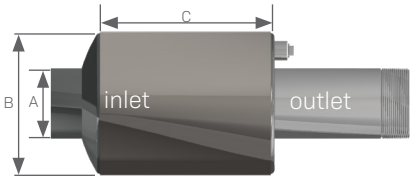

end inlet/end outlet

PRODUCT SPECS			Slotted Inlet / Tube Stub Outlet	Male NPT Inlet / Tube Stub Outlet			
A (size)	B (dia)	C	D (OAL)	D (OAL)	E	F	Est Wt
1.5	6.00	3.75	9.36	10.38	1.90	0.38	5
2.0	6.00	5.00	11.10	13.72	2.00	0.38	6
2.5	6.61	6.25	13.00	15.47	2.30	0.38	8
3.0	7.00	7.56	14.63	18.00	2.50	0.38	10
3.5	7.00	9.00	16.50	20.52	2.60	0.50	12
4.0	8.00	10.63	18.19	22.31	3.00	0.50	15
5.0	9.00	11.75	20.75	24.87	3.50	0.50	21
6.0	10.00	13.38	23.50	26.72	4.00	0.50	25

- All dimensions are in inches. All weights are in pounds. Weights are approximate.
- See nomenclature guide for additional information on part number creation.

Silencer Specification

MAXIM SILENCERS

OVERVIEW

DNV Type Approved spark arresting silencer designed for equipment operating in environments containing potentially combustible materials. The silencer forces cyclonic action to separate particulates from exhaust. The collected particulates are removed via the spark clean-out. Providing a minimal level of attenuation, it is designed for environments where noise levels are high.

FEATURES

- Advanced acoustical design
- Heavy duty, all welded construction and long service life
- Easily installed in any position
- High heat silicone black finish
- Connections: ANSI pattern flanged
- Two chambers
- Drain connection

OPTIONS / ACCESSORIES

- Explosion relief cover
- Cleanout openings
- Custom inlet/outlet size, location and multiple orientations available
- Horizontal or vertical support arrangements
- Aluminized steel, Stainless Steel 304 or 316 construction available (alumnized steel only available for body diameters 26" and smaller)
- Special paints and finishes available
- Complete range of exhaust accessories

CERTIFICATIONS

Complies with Det Norske Veritas and Germanischer Lloyd's Rules for Classification of Ships, DNV's Offshore Standard DNV-OS-D101 "Marine and Machinery Systems and Equipment" NS-EN 1834-1

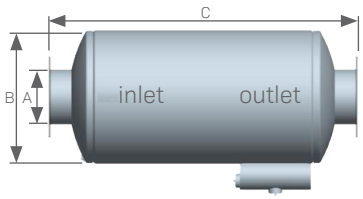

end inlet/end outlet

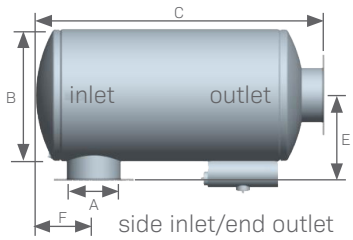

side inlet/end outlet

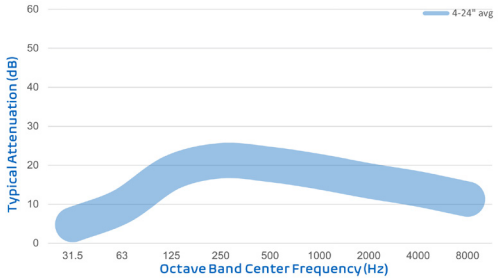

PRODUCT SPECS		End Inlet/End Outlet	Side Inlet/End Outlet			
A (size)	B (dia)	C (OAL)	C (OAL)	E	F	Est Wt
4.0	14	32.0	30.3	11.0	5.5	65
5.0	14	42.0	39.8	11.0	7.0	76
6.0	18	49.0	45.5	13.0	8.3	118
8.0	22	50.0	46.5	17.0	9.8	170
10.0	26	63.0	59.5	19.0	11.5	256
12.0	30	76.0	73.0	20.0	13.3	482
14.0	36	78.0	75.5	24.0	15.0	633
16.0	42	81.0	79.0	27.0	16.5	852
18.0	48	100.0	97.0	33.0	19.0	1,478
20.0	48	118.0	115.0	33.0	20.0	1,360
22.0	54	120.0	116.5	36.0	22.0	1,974
24.0	60	132.0	129.5	39.0	23.5	2,889

- All dimensions are in inches. All weights are in pounds. Weights are approximate.
- Listed sound data is based on typical performance and should not be considered absolute.
- See nomenclature guide for additional information on part number creation.

info@miratechcorp.com | 1-800-640-3141 | miratechcorp.com

Silencer Specification

MAXIM SILENCERS

OVERVIEW

DNV Type Approved spark arresting silencer designed for equipment operating in environments containing potentially combustible materials. The silencer forces cyclonic action to separate particulates from exhaust. The collected particulates are removed via the spark clean-out. Providing a modest level of attenuation, it is designed for environments where noise levels are moderate.

FEATURES

- Advanced acoustical design
- Heavy duty, all welded construction and long service life
- Easily installed in any position
- High heat silicone black finish
- Connections: ANSI pattern flanged
- Two chambers
- Drain connection

OPTIONS / ACCESSORIES

- Explosion relief cover
- Cleanout openings
- Custom inlet/outlet size, location and multiple orientations available
- Horizontal or vertical support arrangements
- Aluminized steel, Stainless Steel 304 or 316 construction available (alumnized steel only available for body diameters 26" and smaller)
- Special paints and finishes available
- Complete range of exhaust accessories

CERTIFICATIONS

Complies with Det Norske Veritas and Germanischer Lloyd's Rules for Classification of Ships, DNV's Offshore Standard DNV-OS-D101 "Marine and Machinery Systems and Equipment" NS-EN 1834-1

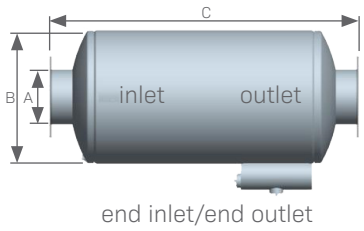

end inlet/end outlet

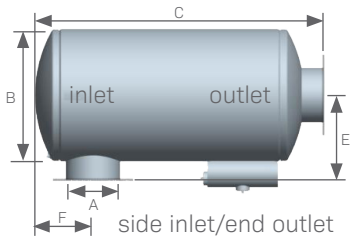

side inlet/end outlet

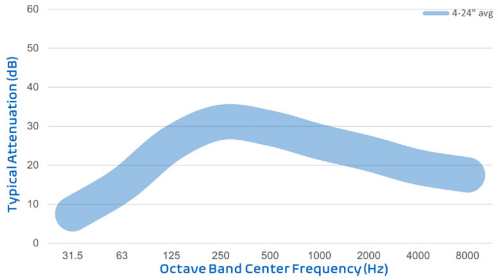

PRODUCT SPECS		End Inlet/End Outlet	Side Inlet/End Outlet			
A (size)	B (dia)	C (OAL)	C (OAL)	E	F	Est Wt
4.0	14	42.0	39.5	11.0	5.5	76
5.0	14	66.0	63.5	11.0	7.0	106
6.0	18	61.0	57.5	13.0	8.3	140
8.0	22	73.0	69.5	17.0	9.8	220
10.0	26	93.0	89.5	19.0	11.5	348
12.0	30	112.0	109.0	20.0	13.3	588
14.0	36	108.0	105.5	24.0	15.0	778
16.0	42	111.0	109.0	27.0	16.5	1,056
18.0	48	118.0	115.0	33.0	19.0	1,571
20.0	48	142.0	139.0	33.0	20.0	1,863
22.0	54	144.0	140.5	36.0	22.0	2,283
24.0	60	144.0	142.5	39.0	23.5	2,995

- All dimensions are in inches. All weights are in pounds. Weights are approximate.
- Listed sound data is based on typical performance and should not be considered absolute.
- See nomenclature guide for additional information on part number creation.

SUC

CRITICAL GRADE DNV SPARK ARRESTING
25 to 32 dBA Noise Reduction

Silencer Specification

MAXIM SILENCERS

OVERVIEW

DNV Type Approved spark arresting silencer designed for equipment operating in environments containing potentially combustible materials. The silencer forces cyclonic action to separate particulates from exhaust. The collected particulates are removed via the spark clean-out. Providing a high degree of attenuation, it is designed for relatively quiet environments

FEATURES

- Advanced acoustical design
- Heavy duty, all welded construction and long service life
- Easily installed in any position
- High heat silicone black finish
- Connections: ANSI pattern flanged
- Two chambers
- Drain connection

OPTIONS / ACCESSORIES

- Explosion relief cover
- Cleanout openings
- Custom inlet/outlet size, location and multiple orientations available
- Horizontal or vertical support arrangements
- Aluminized steel, Stainless Steel 304 or 316 construction available (alumnized steel only available for body diameters 26" and smaller)
- Special paints and finishes available
- Complete range of exhaust accessories

CERTIFICATIONS

Complies with Det Norske Veritas and Germanischer Lloyd's Rules for Classification of Ships, DNV's Offshore Standard DNV-OS-D101 "Marine and Machinery Systems and Equipment" NS-EN 1834-1

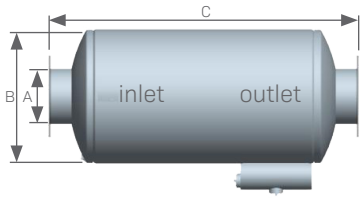

end inlet/end outlet

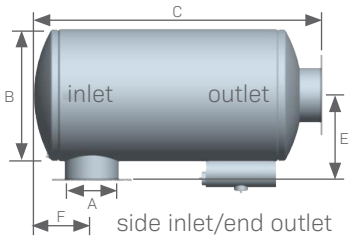

side inlet/end outlet

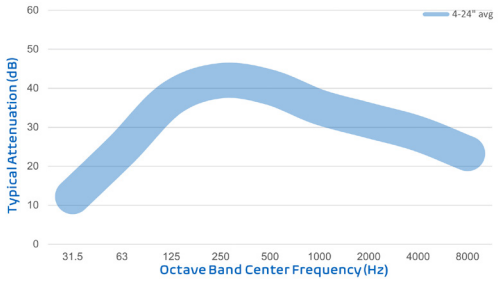

PRODUCT SPECS

		End Inlet/End Outlet	Side Inlet/End Outlet			
A (size)	B (dia)	C (OAL)	C (OAL)	E	F	Est Wt
4.0	14	58.5	55.5	11.0	6.5	99
5.0	14	70.5	68.0	11.0	7.0	121
6.0	18	72.0	68.5	13.0	8.3	167
8.0	22	85.0	81.5	17.0	9.8	261
10.0	26	110.0	106.5	19.0	11.5	420
12.0	30	123.0	120.0	20.0	13.3	712
14.0	36	137.0	134.5	24.0	15.0	1,028
16.0	42	139.0	137.0	27.0	16.5	1,245
18.0	48	141.0	138.0	33.0	19.0	2,027
20.0	48	153.0	150.0	33.0	20.0	2,151
22.0	54	155.0	151.5	36.0	22.0	2,457
24.0	60	168.0	166.5	39.0	23.5	3,621

- All dimensions are in inches. All weights are in pounds. Weights are approximate.
- Listed sound data is based on typical performance and should not be considered absolute.
- See nomenclature guide for additional information on part number creation.

info@miratechcorp.com | 1-800-640-3141 | miratechcorp.com

Silencer Specification

MAXIM SILENCERS

OVERVIEW

DNV Type Approved spark arresting silencer designed for equipment operating in environments containing potentially combustible materials. The silencer forces cyclonic action to separate particulates from exhaust. The collected particulates are removed via the spark clean-out. Providing an exceptional level of attenuation, it is designed for very quiet environments.

FEATURES

- Advanced acoustical design
- Heavy duty, all welded construction and long service life
- Easily installed in any position
- High heat silicone black finish
- Connections: ANSI pattern flanged
- Sizes 6 and under are two chambered, 8 and above are three chambers
- Drain connection

OPTIONS / ACCESSORIES

- Explosion relief cover
- Cleanout openings
- Custom inlet/outlet size, location and multiple orientations available
- Horizontal or vertical support arrangements
- Aluminized steel, Stainless Steel 304 or 316 construction available (alumnized steel only available for body diameters 26" and smaller)
- Special paints and finishes available
- Complete range of exhaust accessories

CERTIFICATIONS

Complies with Det Norske Veritas and Germanischer Lloyd's Rules for Classification of Ships, DNV's Offshore Standard DNV-OS-D101 "Marine and Machinery Systems and Equipment" NS-EN 1834-1

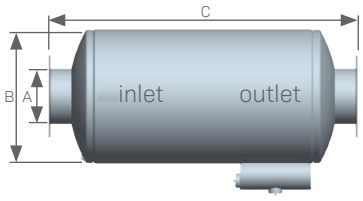

end inlet/end outlet

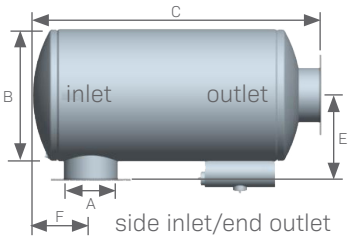

side inlet/end outlet

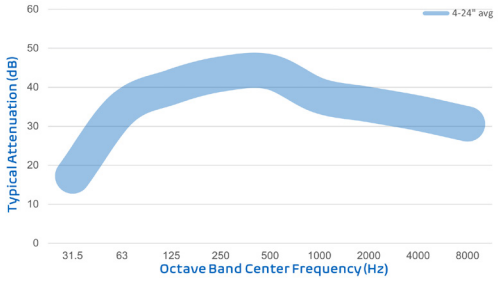

PRODUCT SPECS		End Inlet/End Outlet	Side Inlet/End Outlet			
A (size)	B (dia)	C (OAL)	C (OAL)	E	F	Est Wt
4.0	16	59.0	56.0	12.0	6.8	120
5.0	18	72.0	69.0	13.0	7.8	163
6.0	18	80.0	78.0	13.0	8.3	185
8.0	26	96.0	93.5	19.0	10.5	325
10.0	30	110.0	108.0	20.0	12.3	619
12.0	36	126.0	122.0	24.0	14.5	906
14.0	42	138.0	135.0	27.0	15.5	1,207
16.0	42	163.0	159.0	27.0	16.5	1,417
18.0	48	205.3	201.5	33.0	19.0	2,575
20.0	60	220.0	216.0	39.0	21.5	4,500
22.0	60	220.0	216.0	39.0	22.5	4,970
24.0	66	244.0	241.0	42.0	24.0	6,670

- All dimensions are in inches. All weights are in pounds. Weights are approximate.
- Listed sound data is based on typical performance and should not be considered absolute.
- See nomenclature guide for additional information on part number creation.

MT22

LOW PRESSURE DROP/TURBO
13 to 16 dBA Noise Reduction

Silencer Specification

MAXIM SILENCERS

OVERVIEW

The MT22 silencer is engineered to provide silencing in areas where some background noise is present and back pressure requirements call for a low pressure drop silencer.

Typical Applications: Internal combustion engine intakes and exhausts, as well as turbo charged reciprocating engines with low allowable back pressure

FEATURES

- Advanced acoustical design
- All welded construction and long service life
- Easily installed in any position
- High heat silicone black finish
- Connections: ANSI pattern flanged
- Two chambers
- Drain connection

OPTIONS / ACCESSORIES

- Explosion relief cover
- Cleanout openings
- Custom inlet/outlet size, location and multiple orientations available
- Horizontal or vertical support arrangements
- Aluminized steel, Stainless Steel 304 or 316 construction available (alumnized steel only available for body diameters 26" and smaller)
- Special paints and finishes available
- Complete range of exhaust accessories



end inlet/end outlet

PRODUCT SPECS

A (size)	B (dia)	C (OAL)	Est Wt
4.0	14	36.0	64
5.0	16	43.0	87
6.0	18	49.0	109
8.0	22	59.0	181
10.0	26	64.0	290
12.0	30	77.0	440
14.0	36	83.0	593
16.0	40	90.0	813
18.0	45	96.0	963
20.0	50	109.0	1,438
22.0	54	119.0	1,845
24.0	60	125.0	2,194

- All dimensions are in inches. All weights are in pounds. Weights are approximate.
- Listed sound data is based on typical performance and should not be considered absolute.
- See nomenclature guide for additional information on part number creation.

info@miratechcorp.com | 1-800-640-3141 | **miratechcorp.com**

Silencer Specification

MAXIM SILENCERS

OVERVIEW

The MT32 silencer is engineered to provide silencing in areas where some background noise is present and back pressure requirements call for a low pressure drop silencer.

Typical Applications: Internal combustion engine intakes and exhausts, as well as turbo charged reciprocating engines with low allowable back pressure

FEATURES

- Advanced acoustical design
- All welded construction and long service life
- Easily installed in any position
- High heat silicone black finish
- Connections: ANSI pattern flanged
- Two chambers
- Drain connection

OPTIONS / ACCESSORIES

- Explosion relief cover
- Cleanout openings
- Custom inlet/outlet size, location and multiple orientations available
- Horizontal or vertical support arrangements
- Aluminized steel, Stainless Steel 304 or 316 construction available (alumnized steel only available for body diameters 26" and smaller)
- Special paints and finishes available
- Complete range of exhaust accessories

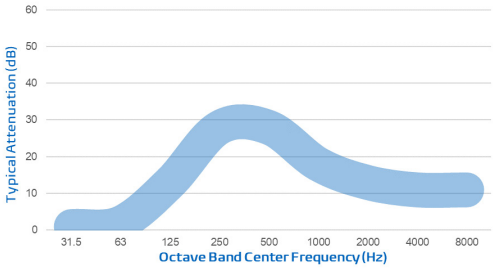



end inlet/end outlet

PRODUCT SPECS

A (size)	B (dia)	C (OAL)	Est Wt
4.0	14	48.0	80
5.0	16	57.0	109
6.0	18	63.0	136
8.0	22	74.0	217
10.0	26	87.0	377
12.0	30	102.0	552
14.0	36	109.0	731
16.0	40	119.0	1,013
18.0	45	127.0	1,204
20.0	50	137.0	1,754
22.0	54	149.0	2,199
24.0	60	162.0	2,660

- All dimensions are in inches. All weights are in pounds. Weights are approximate.
- Listed sound data is based on typical performance and should not be considered absolute.
- See nomenclature guide for additional information on part number creation.

MT42

RESIDENTIAL GRADE
LOW PRESSURE DROP/TURBO
19 to 22 dBA Noise Reduction

Silencer Specification

MAXIM SILENCERS

OVERVIEW

The MT42 silencer is engineered to provide better than average silencing in areas where ambient noise is relatively low, and back pressure requirements call for a low pressure drop silencer.

Typical Applications: Internal combustion engine intakes and exhausts, as well as turbo charged reciprocating engines with low allowable back pressure

FEATURES

- Advanced acoustical design
- All welded construction and long service life
- Easily installed in any position
- High heat silicone black finish
- Connections: ANSI pattern flanged
- Two chambers
- Drain connection

OPTIONS / ACCESSORIES

- Explosion relief cover
- Cleanout openings
- Custom inlet/outlet size, location and multiple orientations available
- Horizontal or vertical support arrangements
- Aluminized steel, Stainless Steel 304 or 316 construction available (alumnized steel only available for body diameters 26" and smaller)
- Special paints and finishes available
- Complete range of exhaust accessories

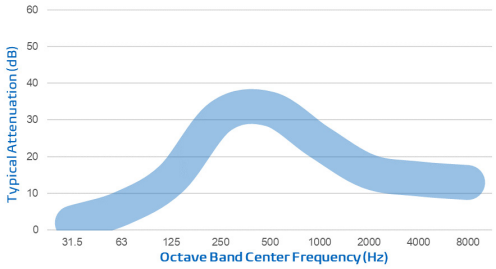



end inlet/end outlet

PRODUCT SPECS

A (size)	B (dia)	C (OAL)	Est Wt
4.0	16	51.0	96
5.0	18	62.0	129
6.0	22	69.0	185
8.0	26	82.0	318
10.0	30	102.0	509
12.0	36	112.0	691
14.0	40	120.0	989
16.0	45	126.0	1,182
18.0	50	135.0	1,663
20.0	54	149.0	2,156
22.0	60	157.0	2,563
24.0	64	164.0	2,911

- All dimensions are in inches. All weights are in pounds. Weights are approximate.
- Listed sound data is based on typical performance and should not be considered absolute.
- See nomenclature guide for additional information on part number creation.

info@miratechcorp.com | 1-800-640-3141 | **miratechcorp.com**

MT52

Silencer Specification

MAXIM SILENCERS

OVERVIEW

The MT52 silencer is engineered to provide silencing in areas where ambient noise is relatively low, and back pressure requirements call for a low pressure drop silencer.

Typical Applications: Internal combustion engine intakes and exhausts, as well as turbo charged reciprocating engines with low allowable back pressure.

FEATURES

- Advanced acoustical design
- All welded construction and long service life
- Easily installed in any position
- High heat silicone black finish
- Connections: ANSI pattern flanged
- Sizes 6 and under are two chambered, 8 and above are three chambers
- Drain connection

OPTIONS / ACCESSORIES

- Explosion relief cover
- Cleanout openings
- Custom inlet/outlet size, location and multiple orientations available
- Horizontal or vertical support arrangements
- Aluminized steel, Stainless Steel 304 or 316 construction available (alumnized steel only available for body diameters 26" and smaller)
- Special paints and finishes available
- Complete range of exhaust accessories

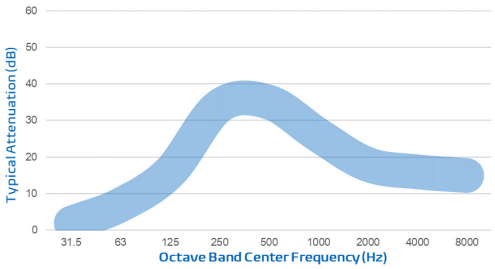



end inlet/end outlet

PRODUCT SPECS

A (size)	B (dia)	C (OAL)	Est Wt
4.0	18	62.0	120
5.0	22	74.0	188
6.0	26	85.0	308
8.0	30	103.0	525
10.0	36	118.0	755
12.0	36	130.0	835
14.0	40	145.0	1,235
16.0	45	156.0	1,500
18.0	50	171.0	2,151
20.0	54	185.0	2,777
22.0	60	199.0	3,351
24.0	64	212.0	3,811

- All dimensions are in inches. All weights are in pounds. Weights are approximate.
- Listed sound data is based on typical performance and should not be considered absolute.
- See nomenclature guide for additional information on part number creation.

MD22

RESIDENTIAL GRADE COMPACT DISK
22 to 28 dBA Noise Reduction

Silencer Specification

MAXIM SILENCERS

OPTIONS / ACCESSORIES
- Stainless steel construction: 304 or 316
- Custom inlet/outlet size, location and multiple orientations available
- Support brackets
- Special paints and finishes available
- Complete range of exhaust accessories

OVERVIEW

The MD22 is engineered to provide a residential grade attenuation while minimizing space usage. It is an excellent choice for packaged power and process skids where space is at a premium. Dual inlets and other custom designs can be easily incorporated. Suitable for use where background noise is relatively high and constant. The need for higher degrees of silencing should be minimal.

Typical Applications: Internal combustion engines, process skids, genset enclosures, as well as marine engines.

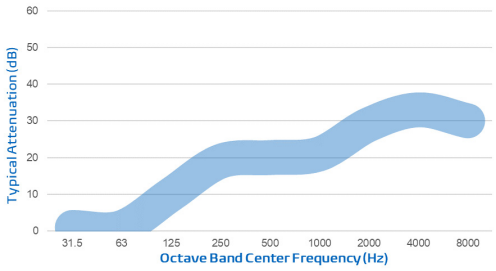

FEATURES
- Heavy duty, welded construction
- Unpacked/Non-insulated design
- ANSI drilled 125/150 lb. flanges on inlet and outlet
- High-temperature, prime coated black finish

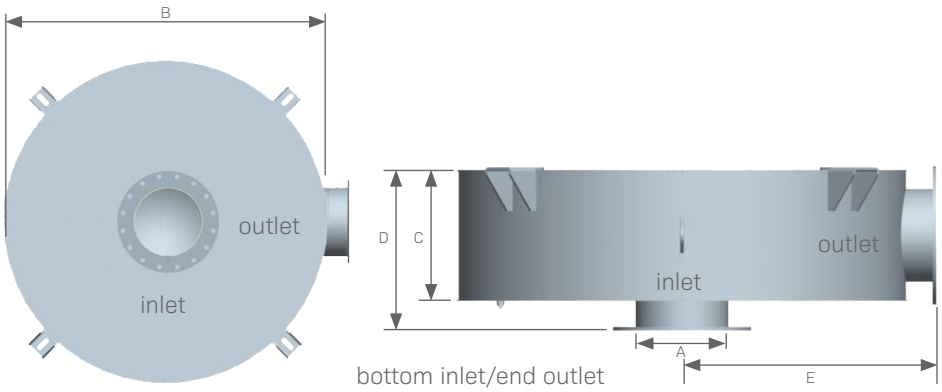

PRODUCT SPECS

			Bottom Inlet/End Outlet		
A (size)	B (dia)	C (height)	D (OAL)	E	Est Wt
4.0	22	7	11.0	15.0	103
5.0	24	8	12.0	16.0	119
6.0	28	8.5	12.5	18.0	147
8.0	33	13	17.0	20.5	242
10.0	41	13	17.0	24.5	329
12.0	45	17	21.0	26.5	464
14.0	52	18	22.0	30.0	539
16.0	59	21	25.0	33.5	716
18.0	65	23	27.0	36.5	825
20.0	74	27	31.0	41.0	985

- All dimensions are in inches. All weights are in pounds. Weights are approximate.
- Listed sound data is based on typical performance and should not be considered absolute.
- See nomenclature guide for additional information on part number creation.

info@miratechcorp.com | 1-800-640-3141 | miratechcorp.com

Silencer Specification

MAXIM SILENCERS

OPTIONS / ACCESSORIES

- Stainless steel construction: 304 or 316
- Custom inlet/outlet size, location and multiple orientations available
- Support brackets
- Special paints and finishes available
- Complete range of exhaust accessories

OVERVIEW

The MD32 is engineered to provide a critical grade attenuation while minimizing space usage. It is an excellent choice for packaged power and process skids where space is a premium. Dual inlets and other custom designs can be easily incorporated. Design not only reduces surface temperature, but also radiated noise. Suitable for use where background noise is extremely low, such as residential or hospital locations away from busy streets.

Typical Applications: Internal combustion engines, process skids, genset enclosures, as well as marine engines.

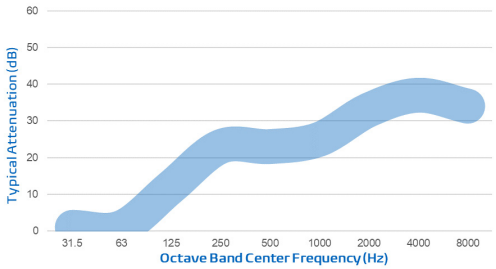

FEATURES

- Heavy duty, welded construction
- Low surface temperature design
- ANSI drilled 125/150 lb. flanges on inlet and outlet
- High-temperature, prime coated black finish
- 2" thick exposed internal insulation within double wall construction

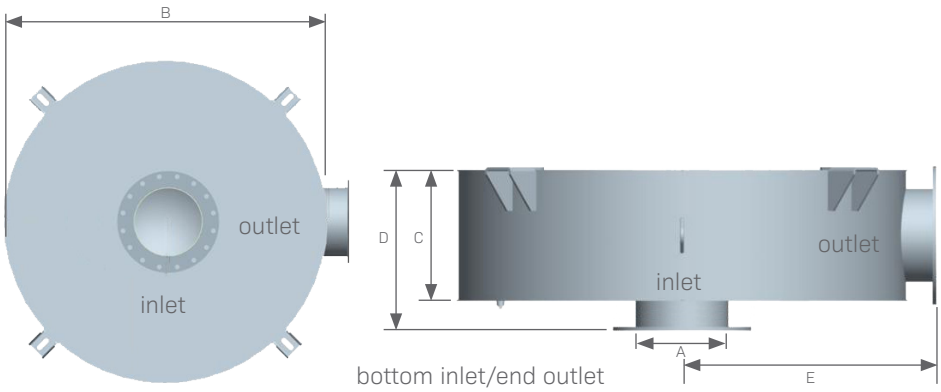

PRODUCT SPECS — Bottom Inlet/End Outlet

A (size)	B (dia)	C (height)	D (OAL)	E	Est Wt
4.0	28	9	13.0	18.0	130
5.0	29	11	15.0	18.5	150
6.0	33	12	16.0	20.5	192
8.0	45	14	18.0	26.5	341
10.0	52	16	20.0	30.0	561
12.0	62	18	22.0	35.0	816
14.0	64	23	28.0	37.0	950
16.0	74	25	30.0	42.0	1,388
18.0	84	27	32.0	47.0	1,856
20.0	92	28	33.0	51.0	2,186

- All dimensions are in inches. All weights are in pounds. Weights are approximate.
- Listed sound data is based on typical performance and should not be considered absolute.
- See nomenclature guide for additional information on part number creation.

MD42

SUPER CRITICAL GRADE COMPACT DISK
30 to 40 dBA Noise Reduction

Silencer Specification

MAXIM SILENCERS

OVERVIEW

The MD42 is engineered to provide a super critical grade attenuation while minimizing space usage. It is an excellent choice for packaged power and process skids where space is a premium. Dual inlets and other custom designs can be easily incorporated. Design not only reduces surface temperature, but also radiated noise. Suitable for use where background noise is extremely low, such as residential or hospital locations away from busy streets.

Typical Applications: Internal combustion engines, process skids, genset enclosures, as well as marine engines.

FEATURES

- Heavy duty, welded construction
- Low surface temperature design
- ANSI drilled 125/150 lb. flanges on inlet and outlet
- High-temperature, prime coated black finish
- 2" thick exposed internal insulation within double wall construction

OPTIONS / ACCESSORIES

- Stainless steel construction: 304 or 316
- Custom inlet/outlet size, location and multiple orientations available
- Support brackets
- Special paints and finishes available
- Complete range of exhaust accessories

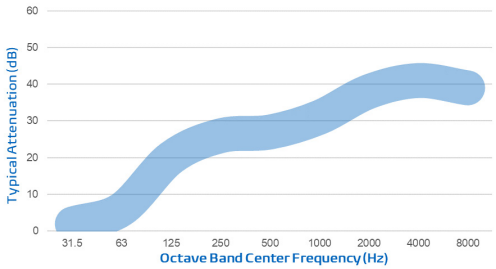

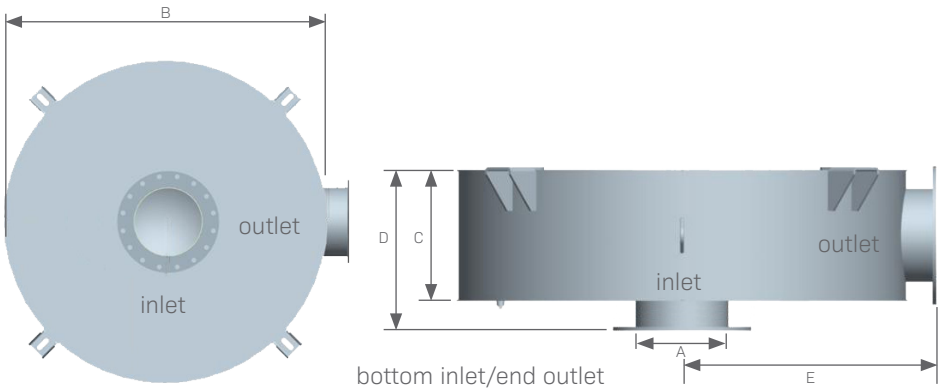

PRODUCT SPECS

			Bottom Inlet/End Outlet		
A (size)	B (dia)	C (height)	D (OAL)	E	Est Wt
4.0	32	10	14.0	20.0	165
5.0	32	11	15.0	20.0	174
6.0	38	12	16.0	23.0	238
8.0	52	14	18.0	30.0	518
10.0	59	16	20.0	33.5	701
12.0	70	18	22.0	39.0	984
14.0	70	24	29.0	40.0	1,104
16.0	75	28	33.0	42.5	1,518
18.0	86	30	35.0	48.0	2,006
20.0	94	32	37.0	52.0	2,375

- All dimensions are in inches. All weights are in pounds. Weights are approximate.
- Listed sound data is based on typical performance and should not be considered absolute.
- See nomenclature guide for additional information on part number creation.

info@miratechcorp.com | 1-800-640-3141 | miratechcorp.com

Silencer Specification

MAXIM SILENCERS

OVERVIEW

The MD52 is engineered to provide a hospital grade attenuation while minimizing space usage. It is an excellent choice for packaged power and process skids where space is a premium. Dual inlets and other custom designs can be easily incorporated. Design not only reduces surface temperature, but also radiated noise. Suitable for use where background noise is extremely low, such as residential or hospital locations away from busy streets.

Typical Applications: Internal combustion engines, process skids, genset enclosures, as well as marine engines.

FEATURES

- Heavy duty, welded construction
- Low surface temperature design
- ANSI drilled 125/150 lb. flanges on inlet and outlet
- High-temperature, prime coated black finish
- 2" thick exposed internal insulation within double wall construction

OPTIONS / ACCESSORIES

- Stainless steel construction: 304 or 316
- Custom inlet/outlet size, location and multiple orientations available
- Support brackets
- Special paints and finishes available
- Complete range of exhaust accessories

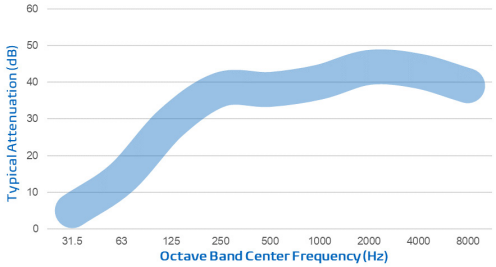

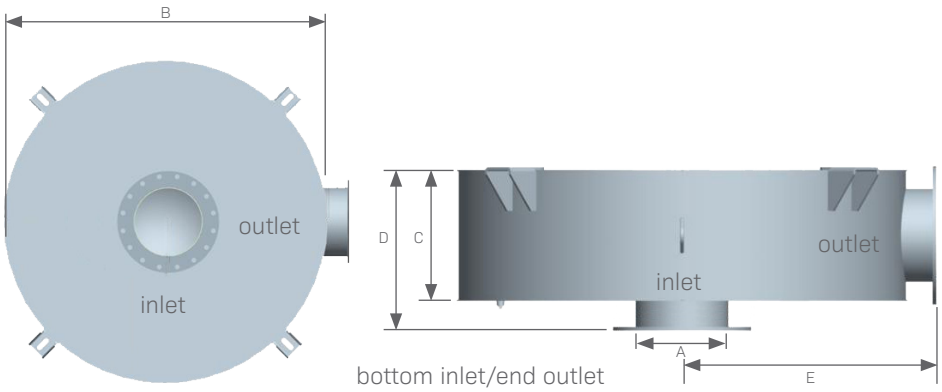

PRODUCT SPECS

			Bottom Inlet/End Outlet		
A (size)	B (dia)	C (height)	D (OAL)	E	Est Wt
4.0	38	12	15.0	22.0	259
5.0	44	14	17.0	25.0	413
6.0	50	15	18.0	28.0	653
8.0	60	17	20.0	33.0	906
10.0	70	20	23.0	38.0	1,373
12.0	76	23	26.0	41.0	1,544
14.0	80	27	30.0	43.0	1,961
16.0	86	30	33.0	46.0	2,598
18.0	92	33	36.0	49.0	3,359
20.0	98	35	38.0	52.0	3,864

- All dimensions are in inches. All weights are in pounds. Weights are approximate.
- Listed sound data is based on typical performance and should not be considered absolute.
- See nomenclature guide for additional information on part number creation.

MR22

RESIDENTIAL GRADE OVAL THIN LINE
18 to 25 dBA Noise Reduction

Silencer Specification

MAXIM SILENCERS

OVERVIEW

The MR22 is engineered to provide a residential grade attenuation while minimizing space usage. It is designed specifically for enclosures and marine applications where silencer height is critical. Dual inlets and other custom designs can be easily incorporated.

Typical Applications: Enclosures, as well as marine engines.

FEATURES

- Heavy duty, welded construction
- ANSI drilled 125/150 lb. flanges on inlet and outlet
- High-temperature, prime coated black finish

OPTIONS / ACCESSORIES

- Stainless steel construction: 304 or 316
- Custom inlet/outlet size, location and multiple orientations available
- Support brackets
- Special paints and finishes available
- 1" to 2" internal insulation available
- Complete range of exhaust accessories

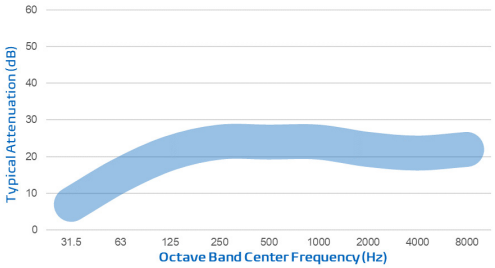

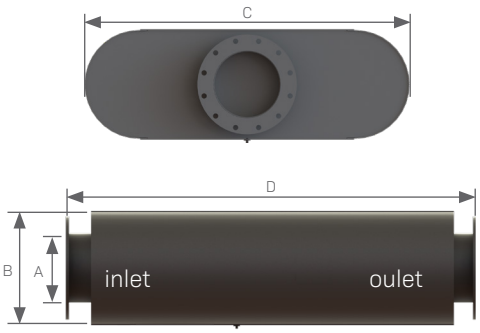

end inlet/end outlet

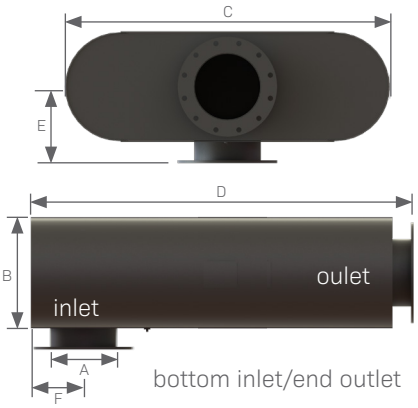

bottom inlet/end outlet

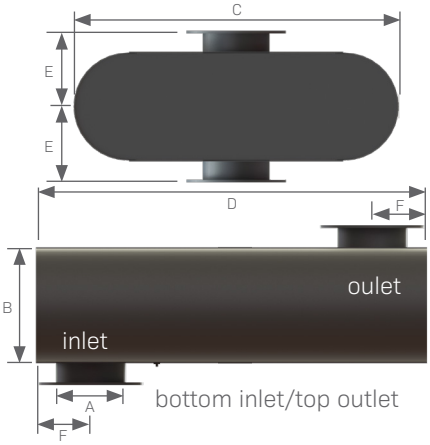

bottom inlet/top outlet

PRODUCT SPECS

A (size)	B (height)	C (width)	End Inlet/ End Outlet D (OAL)	Bottom Inlet/ End Outlet D (OAL)	Bottom Inlet/ Top Outlet D (OAL)	E	F	Est Wt
4.0	7.0	24.0	32.0	28.0	24.0	7.5	4.0	98
5.0	8.0	25.0	33.0	29.0	25.0	8.0	4.5	109
6.0	9.0	29.0	37.0	33.0	29.0	8.5	5.0	139
8.0	11.0	41.0	50.0	46.0	42.0	9.5	6.0	236
10.0	14.0	48.0	56.0	52.0	48.0	11.0	7.0	339
12.0	17.0	58.0	66.0	62.0	58.0	12.5	8.0	490
14.0	19.0	61.0	70.0	66.0	62.0	13.5	9.0	586
16.0	21.0	70.0	79.0	75.0	71.0	14.5	10.0	849
18.0	23.0	80.0	90.0	86.0	82.0	15.5	12.0	1,084
20.0	26.0	84.0	94.0	90.0	86.0	17.0	13.0	1,235
22.0	26.0	84.0	104.0	100.0	96.0	17.0	13.0	1,403
24.0	28.0	84.0	116.0	112.0	108.0	18.0	14.0	1,646

- All dimensions are in inches. All weights are in pounds. Weights are approximate.
- Listed sound data is based on typical performance and should not be considered absolute.
- See nomenclature guide for additional information on part number creation.

info@miratechcorp.com | 1-800-640-3141 | **miratechcorp.com**

Silencer Specification

MAXIM SILENCERS

OVERVIEW

The MR32 is engineered to provide a critical grade attenuation while minimizing space usage. It is designed specifically for enclosures and marine applications where silencer height is critical. Dual inlets and other custom designs can be easily incorporated. Design not only reduces surface temperature, but also radiated noise.

Typical Applications: Enclosures, as well as marine engines.

FEATURES

- Low surface temperature design
- Heavy duty, welded construction
- ANSI drilled 125/150 lb. flanges on inlet and outlet
- High-temperature, prime coated black finish
- 2" thick non-exposed internal insulation within double wall construction

OPTIONS / ACCESSORIES

- Stainless steel construction: 304 or 316
- Custom inlet/outlet size, location and multiple orientations available
- Support brackets
- Special paints and finishes available
- 1" internal insulation available
- Complete range of exhaust accessories

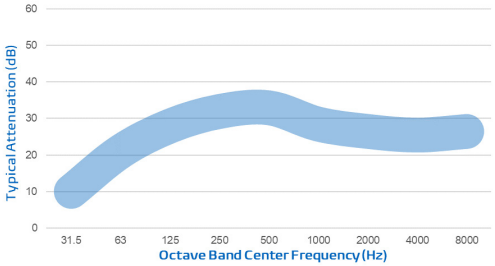

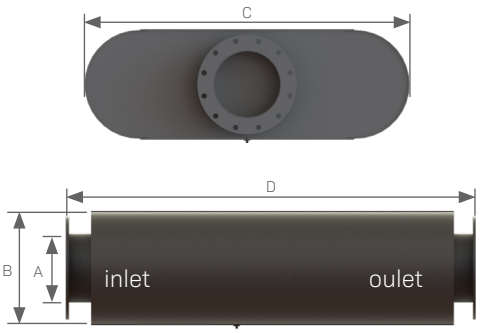

end inlet/end outlet

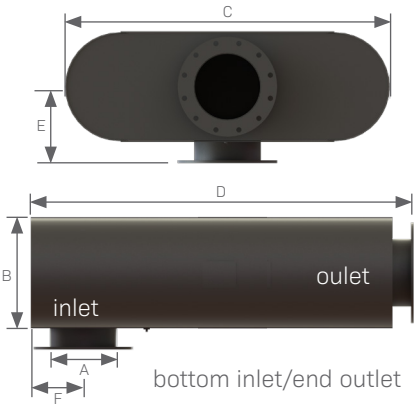

bottom inlet/end outlet

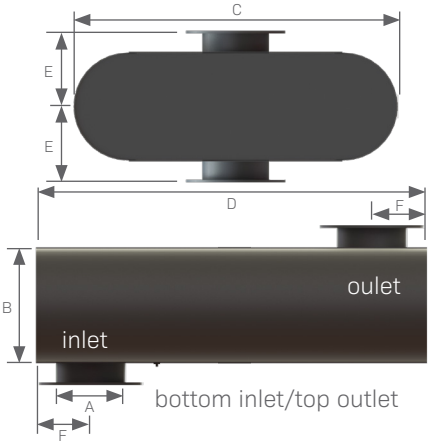

bottom inlet/top outlet

PRODUCT SPECS

A (size)	B (height)	C (width)	End Inlet/ End Outlet D (OAL)	Bottom Inlet/ End Outlet D (OAL)	Bottom Inlet/ Top Outlet D (OAL)	E	F	Est Wt
4.0	11.0	28.0	36.0	32.0	28.0	9.5	6.0	207
5.0	12.0	29.0	37.0	33.0	29.0	10.0	6.5	238
6.0	13.0	33.0	41.0	37.0	33.0	10.5	7.0	299
8.0	15.0	45.0	54.0	50.0	46.0	11.5	8.0	584
10.0	18.0	52.0	60.0	56.0	52.0	13.0	9.0	772
12.0	21.0	62.0	70.0	66.0	62.0	14.5	10.0	1,279
14.0	23.0	65.0	74.0	70.0	66.0	15.5	11.0	1,449
16.0	25.0	74.0	83.0	79.0	75.0	16.5	12.0	1,841
18.0	27.0	84.0	94.0	90.0	86.0	17.5	14.0	2,405
20.0	30.0	88.0	98.0	94.0	90.0	19.0	15.0	2,702
22.0	30.0	88.0	108.0	104.0	100.0	19.0	15.0	3,160
24.0	32.0	88.0	120.0	116.0	112.0	20.0	16.0	3,733

- All dimensions are in inches. All weights are in pounds. Weights are approximate.
- Listed sound data is based on typical performance and should not be considered absolute.
- See nomenclature guide for additional information on part number creation.

MR4

SUPER CRITICAL GRADE OVAL THIN LINE
30 to 42 dBA Noise Reduction

Silencer Specification

MAXIM SILENCERS

OVERVIEW

The MR4 is engineered to provide a super critical grade attenuation while minimizing space usage. It is designed specifically for enclosures and marine applications where silencer height is critical. Dual inlets and other custom designs can be easily incorporated. Design not only reduces surface temperature, but also radiated noise.

Typical Applications: Enclosures, as well as marine engines.

FEATURES

- Low surface temperature design
- Heavy duty, welded construction
- ANSI drilled 125/150 lb. flanges on inlet and outlet
- High-temperature, prime coated black finish
- 2" thick exposed internal insulation within double wall construction

OPTIONS / ACCESSORIES

- Stainless steel construction: 304 or 316
- Custom inlet/outlet size, location and multiple orientations available
- Support brackets
- Special paints and finishes available
- 1" internal insulation available
- Complete range of exhaust accessories

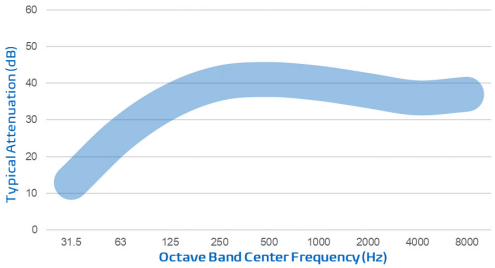

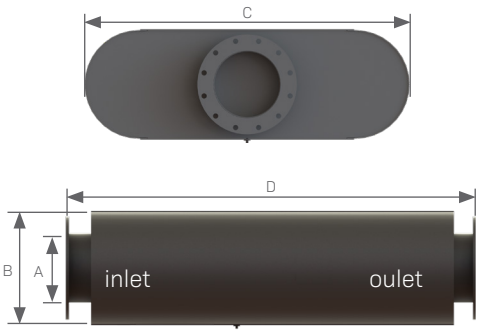

end inlet/end outlet

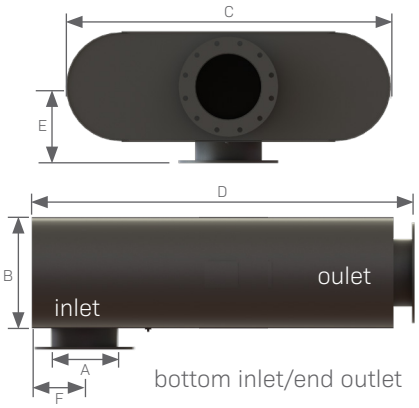

bottom inlet/end outlet

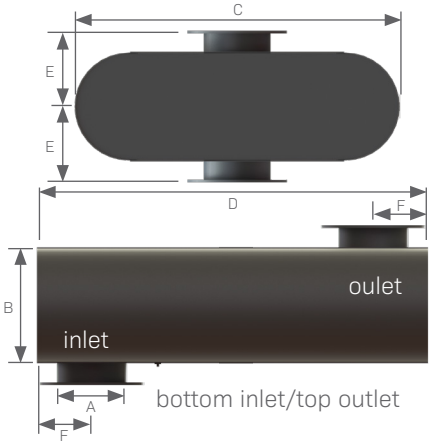

bottom inlet/top outlet

PRODUCT SPECS

			End Inlet/ End Outlet	Bottom Inlet/ End Outlet	Bottom Inlet/ Top Outlet			
A (size)	B (height)	C (width)	D (OAL)	D (OAL)	D (OAL)	E	F	Est Wt
4.0	11.0	28.0	42.0	38.0	34.0	9.5	6.0	251
5.0	12.0	29.0	42.0	38.0	34.0	10.0	6.5	279
6.0	13.0	33.0	46.0	42.0	38.0	10.5	7.0	344
8.0	15.0	45.0	60.0	56.0	52.0	11.5	8.0	660
10.0	18.0	52.0	67.0	63.0	59.0	13.0	9.0	876
12.0	21.0	62.0	78.0	74.0	70.0	14.5	10.0	1,444
14.0	23.0	65.0	78.0	74.0	70.0	15.5	11.0	1,537
16.0	25.0	74.0	84.0	80.0	76.0	16.5	12.0	1,866
18.0	27.0	84.0	96.0	92.0	88.0	17.5	14.0	2,461
20.0	30.0	88.0	102.0	98.0	94.0	19.0	15.0	2,822
22.0	30.0	88.0	114.0	110.0	106.0	19.0	15.0	3,349
24.0	32.0	88.0	122.0	118.0	114.0	20.0	16.0	3,800

- All dimensions are in inches. All weights are in pounds. Weights are approximate.
- Listed sound data is based on typical performance and should not be considered absolute.
- See nomenclature guide for additional information on part number creation.

info@miratechcorp.com | 1-800-640-3141 | miratechcorp.com

Silencer Specification

MAXIM SILENCERS

OVERVIEW

The MR42 is engineered to provide a hospital grade attenuation while minimizing space usage. It is designed specifically for enclosures and marine applications where silencer height is critical. Dual inlets and other custom designs can be easily incorporated. Design not only reduces surface temperature, but also radiated noise.

Typical Applications: Enclosures, as well as marine engines.

FEATURES

- Low surface temperature design
- Heavy duty, welded construction
- ANSI drilled 125/150 lb. flanges on inlet and outlet
- High-temperature, prime coated black finish
- 2" thick exposed internal insulation within double wall construction

OPTIONS / ACCESSORIES

- Stainless steel construction: 304 or 316
- Custom inlet/outlet size, location and multiple orientations available
- Support brackets
- Special paints and finishes available
- 1" internal insulation available
- Complete range of exhaust accessories

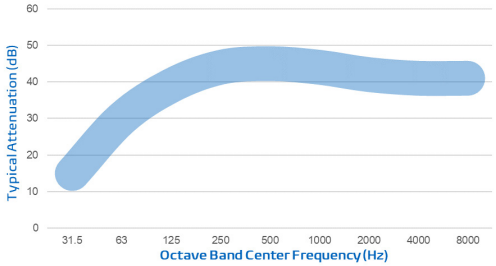

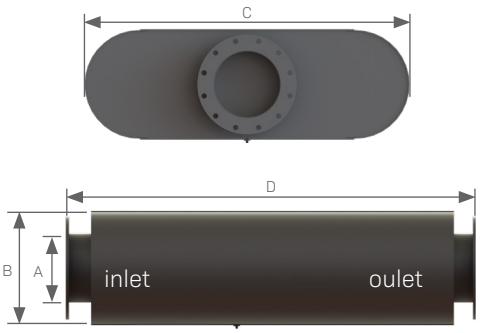

end inlet/end outlet

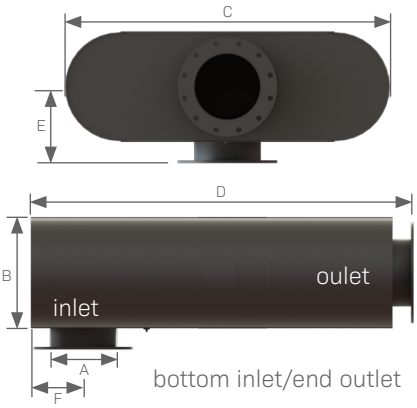

bottom inlet/end outlet

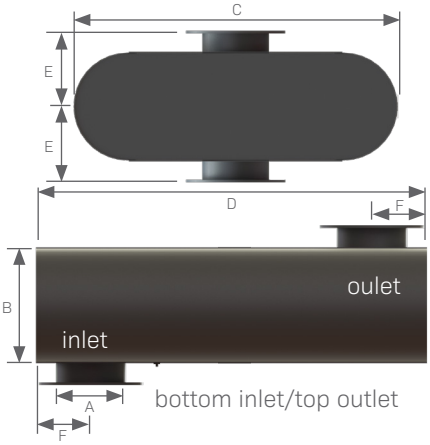

bottom inlet/top outlet

PRODUCT SPECS			End Inlet/ End Outlet	Bottom Inlet/ End Outlet	Bottom Inlet/ Top Outlet			
A (size)	B (height)	C (width)	D (OAL)	D (OAL)	D (OAL)	E	F	Est Wt
4.0	11.0	34.0	42.0	38.0	34.0	9.5	6.0	283
5.0	12.0	34.0	42.0	38.0	34.0	10.0	6.5	299
6.0	13.0	38.0	46.0	42.0	38.0	10.5	7.0	374
8.0	15.0	52.0	60.0	56.0	52.0	11.5	8.0	729
10.0	18.0	59.0	67.0	63.0	59.0	13.0	9.0	950
12.0	21.0	70.0	78.0	74.0	70.0	14.5	10.0	1,568
14.0	24.0	70.0	78.0	74.0	70.0	16.0	11.0	1,674
16.0	28.0	75.0	84.0	80.0	76.0	18.0	12.0	2,044
18.0	30.0	86.0	96.0	92.0	88.0	19.0	14.0	2,623
20.0	34.0	92.0	102.0	98.0	94.0	21.0	15.0	3,054
22.0	36.0	94.0	114.0	110.0	106.0	22.0	15.0	3,641
24.0	38.0	96.0	122.0	118.0	114.0	23.0	16.0	4,523

- All dimensions are in inches. All weights are in pounds. Weights are approximate.
- Listed sound data is based on typical performance and should not be considered absolute.
- See nomenclature guide for additional information on part number creation.

MR62

EXTREME GRADE OVAL THIN LINE
44 to 52 dBA Noise Reduction

Silencer Specification

MAXIM SILENCERS

OVERVIEW

The MR62 is engineered to provide an extreme grade attenuation while minimizing space usage. It is designed specifically for enclosures and marine applications where silencer height is critical. Dual inlets and other custom designs can be easily incorporated. Design not only reduces surface temperature, but also radiated noise.

Typical Applications: Enclosures, as well as marine engines.

FEATURES

- Low surface temperature design
- Heavy duty, welded construction
- ANSI drilled 125/150 lb. flanges on inlet and outlet
- High-temperature, prime coated black finish
- 2" thick exposed internal insulation within double wall construction

OPTIONS / ACCESSORIES

- Stainless steel construction: 304 or 316
- Custom inlet/outlet size, location and multiple orientations available
- Support brackets
- Special paints and finishes available
- 1" internal insulation available
- Complete range of exhaust accessories

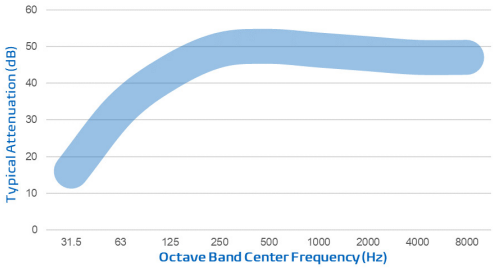

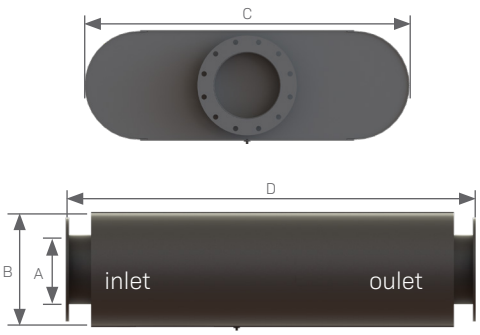

end inlet/end outlet

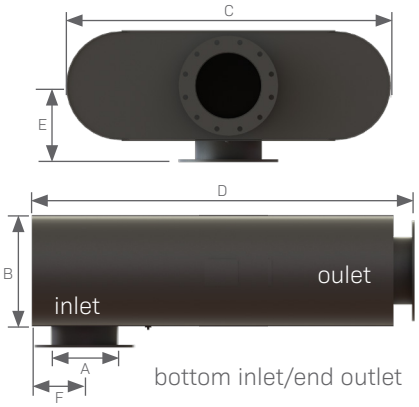

bottom inlet/end outlet

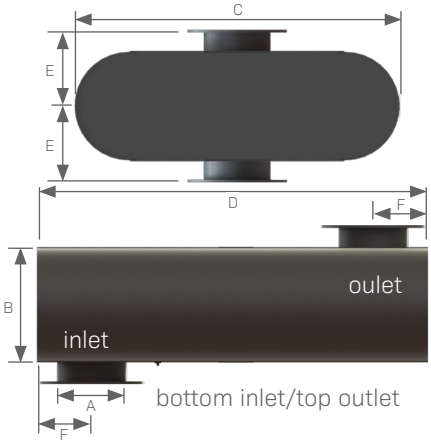

bottom inlet/top outlet

PRODUCT SPECS

A (size)	B (height)	C (width)	End Inlet/ End Outlet D (OAL)	Bottom Inlet/ End Outlet D (OAL)	Bottom Inlet/ Top Outlet D (OAL)	E	F	Est Wt
4.0	12.0	38.0	70.0	66.0	62.0	10.0	8.0	512
5.0	13.0	40.0	70.0	66.0	62.0	10.5	9.0	554
6.0	14.0	42.0	82.0	78.0	74.0	11.0	9.0	703
8.0	16.0	62.0	106.0	102.0	98.0	12.0	10.0	1,473
10.0	18.0	70.0	112.0	108.0	104.0	13.0	11.0	1,795
12.0	22.0	74.0	124.0	120.0	116.0	15.0	12.0	2,598
14.0	28.0	78.0	124.0	120.0	116.0	18.0	13.0	2,971
16.0	32.0	82.0	130.0	126.0	122.0	20.0	14.0	3,411
18.0	34.0	92.0	154.0	150.0	146.0	21.0	15.0	4,400
20.0	36.0	96.0	154.0	150.0	146.0	22.0	16.0	4,685
22.0	38.0	102.0	156.0	152.0	148.0	23.0	15.0	5,544
24.0	40.0	108.0	168.0	164.0	160.0	24.0	16.0	6,577

- All dimensions are in inches. All weights are in pounds. Weights are approximate.
- Listed sound data is based on typical performance and should not be considered absolute.
- See nomenclature guide for additional information on part number creation.

info@miratechcorp.com | 1-800-640-3141 | **miratechcorp.com**

Silencer Specification

MAXIM SILENCERS

OPTIONS / ACCESSORIES

- Flanged connections
- Horizontal or vertical support arrangements
- Complete range of exhaust accessories

OVERVIEW

Constructed of 316L stainless steel, the MP11 offers good noise attenuation with low pressure drop in marine exhaust systems where water is injected upstream of the silencer. Mixed exhaust flow temperature not to exceed 200º F at silencer inlet.

Typical Applications: Internal combustion engines using wet type exhaust

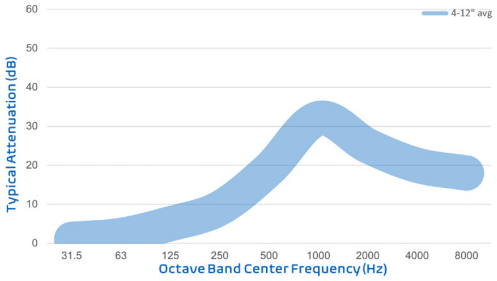

FEATURES

- Advanced acoustical design
- Reduces noxious fumes and odors
- Thick wall construction for high transmission loss
- All welded construction and long service life
- Standard pipe size O.D. stubs
- Easy installation in any position



PRODUCT SPECS

A (size)	B (dia)	C	D (OAL)	Est Wt
4	10.75	18	24	43
4.5	10.75	18	24	43
5	12.75	24	30	63
6	12.75	24	30	65
8	14.5	36	48	123
10	16.75	48	60	191
12	18.75	60	72	225

- All dimensions are in inches. All weights are in pounds. Weights are approximate.
- Listed sound data is based on typical performance and should not be considered absolute.
- See nomenclature guide for additional information on part number creation.

MP31

MARINE ENGINE / WET EXHAUST
20 to 25 dBA Noise Reduction

MIRATECH

Silencer Specification

MAXIM SILENCERS

OPTIONS / ACCESSORIES
- Flanged connections
- Horizontal or vertical support arrangements
- Complete range of exhaust accessories

OVERVIEW

Constructed of 316L stainless steel, the MP31 offers very good noise attenuation with medium pressure drop in marine exhaust systems where water is injected upstream of the silencer. Mixed exhaust flow temperature not to exceed 200º F at silencer inlet.

Typical Applications: Internal combustion engines using wet type exhaust

FEATURES
- Advanced acoustical design
- Reduces noxious fumes and odors
- Thick wall construction for high transmission loss
- All welded construction and long service life
- Standard pipe size O.D. stubs
- Easy installation in any position

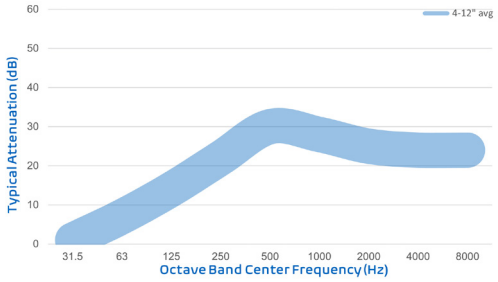



PRODUCT SPECS

A (size)	B (dia)	C	D (OAL)	Est Wt
4	8.75	24	30	39
4.5	10.75	30	36	61
5	10.75	30	36	61
6	12.75	36	42	94
8	16.75	48	60	143
10	20.25	58	70	230
12	24.25	70	82	327

- All dimensions are in inches. All weights are in pounds. Weights are approximate.
- Listed sound data is based on typical performance and should not be considered absolute.
- See nomenclature guide for additional information on part number creation.

info@miratechcorp.com | 1-800-640-3141 | **miratechcorp.com**

Silencer Specification

MAXIM SILENCERS

OPTIONS / ACCESSORIES

- Flanged connections
- Horizontal or vertical support arrangements
- Complete range of exhaust accessories

OVERVIEW

Constructed of 316L stainless steel, the MP41 offers very high noise attenuation in marine exhaust systems where water is injected upstream of the silencer. Mixed exhaust flow temperature not to exceed 200º F at silencer inlet.

Typical Applications: Internal combustion engines using wet type exhaust

FEATURES

- Advanced acoustical design
- Reduces noxious fumes and odors
- Thick wall construction for high transmission loss
- All welded construction and long service life
- Standard pipe size O.D. stubs
- Easy installation in any position

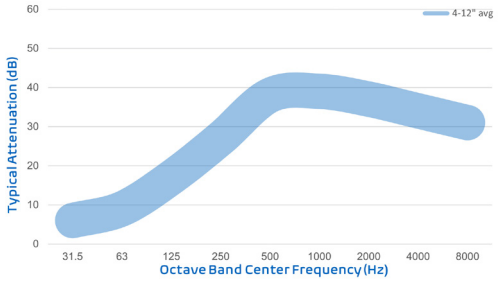



PRODUCT SPECS

A (size)	B (dia)	C	D (OAL)	Est Wt
4	10.75	48	54	83
4.5	12.75	48	54	103
5	12.75	48	54	103
6	14.75	48	54	118
8	18.75	48	60	167
10	22.25	58	70	235
12	26.25	70	6	334

- All dimensions are in inches. All weights are in pounds. Weights are approximate.
- Listed sound data is based on typical performance and should not be considered absolute.
- See nomenclature guide for additional information on part number creation.

MB11 | STRAIGHT THROUGH ACOUSTICALLY PACKED BLOWER

15 to 30 dBA Noise Reduction

Silencer Specification

MAXIM SILENCERS

OVERVIEW

Use for a high degree of high frequency noise attenuation on blower intakes or discharges. This is ideal for residential areas where background noise is relatively low.

Typical applications: Rotary positive blower intake and discharge, vacuum pump intake and discharge, and centrifugal blower intake and discharge

FEATURES

- Advanced acoustical design
- High quality sound absorbing material
- Extra heavy wall, all welded construction
- Prime coated exterior finish
- Sizes 1" through 3.5" have MNPT connections
- Up to 15 PSI operating pressure

OPTIONS / ACCESSORIES

- Flexible connectors
- Companion flanges
- Horizontal or vertical support arrangements
- Special paint
- Stainless steel construction
- Complete range of exhaust accessories

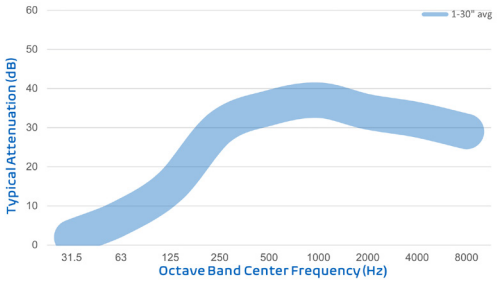

PRODUCT SPECS

A (size)	B (dia)	C (OAL)	Est Wt
1	4.625	16	10
1.5	4.625	20	15
2	5.75	24	20
2.5	5.75	26	25
3	7	30	40
3.5	7	34	45
4	10.25	38	90
5	12	42	120
6	12	48	145
8	14	54	200
10	16	67	315
12	18	79	420
14	20	91	670
16	22	103	840
18	30	71	980
20	36	83	1370
22	36	89	1505
24	40	98	1920
26	45	106	2325
28	45	111	2495
30	50	121	2995

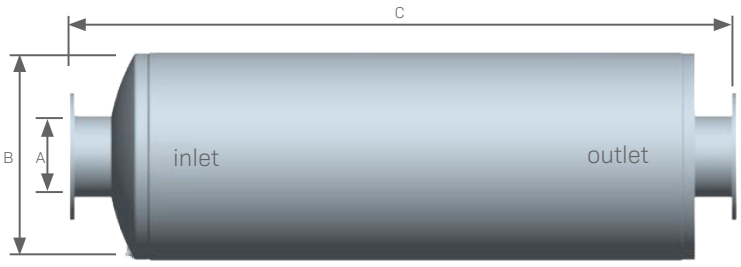

end inlet/end outlet

- All dimensions are in inches. All weights are in pounds. Weights are approximate.
- Listed sound data is based on typical performance and should not be considered absolute.
- See nomenclature guide for additional information on part number creation.

info@miratechcorp.com | 1-800-640-3141 | **miratechcorp.com**

Silencer Specification

MAXIM SILENCERS

OVERVIEW

An efficient economical design, the MB21 is useful on blower intakes or discharges. Use an MB21 where some background noise is always present and high degrees of silencing is not required.

Typical applications: Rotary positive blower intake and discharge (10" size and below)

FEATURES

- Advanced acoustical design
- Prime coated exterior finish

OPTIONS / ACCESSORIES

- Stainless steel or monel construction
- Flanged connections
- Standard pipe size necks
- Horizontal or vertical support arrangements
- Special paint
- Complete range of exhaust accessories

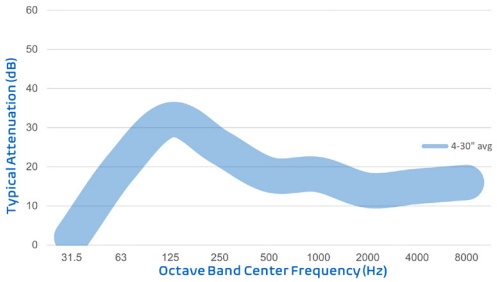

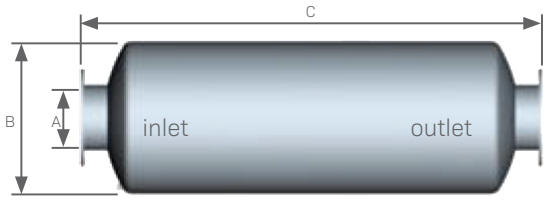

end inlet/end outlet

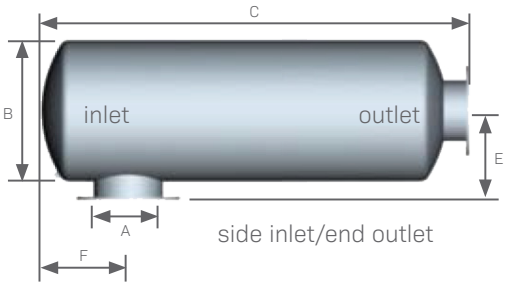

side inlet/end outlet

PRODUCT SPECS		End In/ End out	Side In/End out			
A (size)	B (dia)	C (OAL)	C (OAL)	F	E	Est Wt
4	14	48	45	5.5	10	110
5	16	55	52.25	6.5	11	120
6	18	63	60.25	7	12	170
8	22	76	73.5	8.5	14	285
10	26	91	88	10.5	16.5	460
12	30	109	106.25	12	18.5	745
14	36	102	99.25	14	21.5	965
16	40	119	116.5	17	23.5	1340
18	45	127	124	19	26.5	1850
20	50	144	141.25	21	29	2175
22	54	161	158.5	22	31	2650
24	60	165	162.25	24	34	3400
26	64	183	180.5	26	36	3850
28	68	200	197.75	27	38	4840
30	72	216	213.75	29	40	5150

- All dimensions are in inches. All weights are in pounds. Weights are approximate.
- Listed sound data is based on typical performance and should not be considered absolute.
- See nomenclature guide for additional information on part number creation.

MB31

COMBINATION ACOUSTICALLY PACKED CHAMBER BLOWER

25 to 30 dBA Noise Reduction

Silencer Specification

MAXIM SILENCERS

OVERVIEW

The MB31 provides the highest degree of overall noise attenuation on blower intakes or discharges. Use an MB31 where background noise is extremely low and the best degree of silencing is required.

Typical applications: Rotary positive blower intake and discharge

FEATURES

- Advanced acoustical design
- High quality sound absorbing material
- Packed inlet
- Prime coated exterior finish

OPTIONS / ACCESSORIES

- Stainless steel or monel construction
- Flanged connections
- Standard pipe size necks
- Horizontal or vertical support arrangements
- Special paint
- Complete range of exhaust accessories

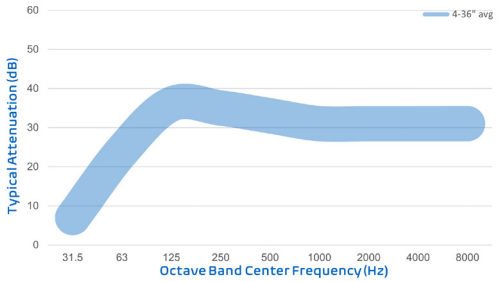

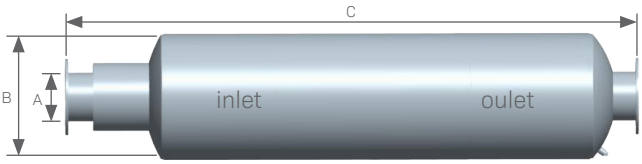

end inlet/end outlet

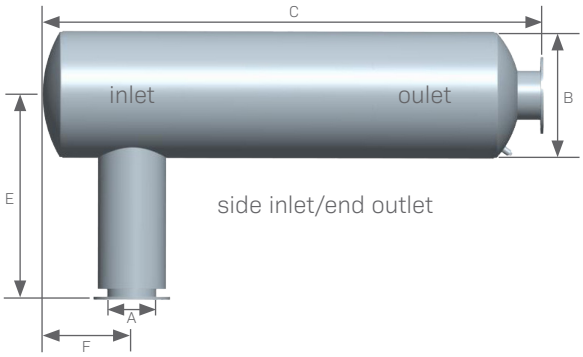

side inlet/end outlet

PRODUCT SPECS		End Inlet / End Outlet	Side Inlet/End Outlet			
A (size)	B (dia)	C (OAL)	C (OAL)	F	E	Est Wt
4	14	52	45	8.5	23	150
5	16	60	52.25	10	26	195
6	18	69	60.25	10	30	250
8	22	84	73.5	11	36	380
10	26	101	88	13.5	43	620
12	30	121	106.25	15	51	1030
14	36	115	99.25	18	52	1230
16	40	135	116.5	20	59	1815
18	45	140	124	25	58	2750
20	50	159	141.25	26	59	3210
22	54	177	154.25	29	60	3895
24	60	184	162.25	30	60	4330
26	64	204	180.5	31	60	5005
28	68	223	197.75	33	62	6625
30	72	241	213.75	34	62	7315
32	76	250	220.75	36.5	64	8415
34	82	252	220.5	37.5	64	8995
36	86	254	221	37.5	65	9485

- All dimensions are in inches. All weights are in pounds. Weights are approximate.
- Listed sound data is based on typical performance and should not be considered absolute.
- See nomenclature guide for additional information on part number creation.

info@miratechcorp.com | 1-800-640-3141 | **miratechcorp.com**

Silencer Specification

MAXIM SILENCERS

OVERVIEW

Straight through design without a center panel offers good attenuation of high frequency noise with low pressure drop. Applications include small atmospheric vent applications. It can also serve as an add-on to boost overall attenuation when installed in series with an M-line chamber type silencer. FP is for intake service and the FPE for exhaust service.

Typical Applications: Internal combustion engine intakes and exhaust, compressor intakes or fan intakes and discharges

FEATURES

- Advanced acoustical design
- Heavy duty, all welded construction and long service life
- Easily installed in any position
- Prime coated exterior finish
- Sizes 1.5 to 3.5 have MNPT connections

OPTIONS / ACCESSORIES

- Horizontal or vertical support arrangements
- Special paint
- Stainless steel construction
- Complete range of exhaust accessories

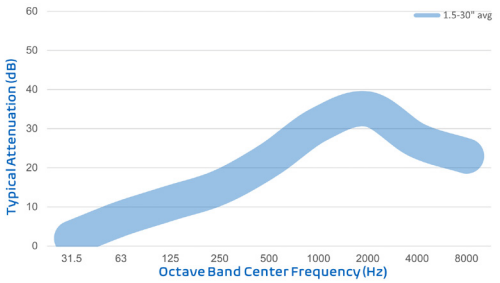

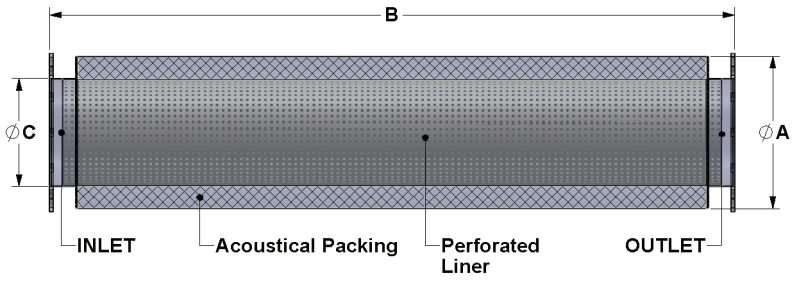

PRODUCT SPECS

A (dia) FP	Model-Size	A (dia) FPE	C (size)	B (OAL)	Est Wt
4.75	FPE-1.5	4.75	1.5	20	8
5	FPE-2	5	2	24	12
6	FPE-2.5	6	2.5	26	14
6.5	FPE-3	6.5	3	30	20
7	FPE-3.5	7	3.5	34	28
10	FPE-4	11	4	38	55
11.125	FPE-5	12	5	42	63
12.125	FPE-6	13	6	48	80
14.125	FPE-8	15	8	54	120
16.125	FPE-10	17	10	67	180
18.125	FPE-12	19	12	79	290
20	FPE-14	20	14	91	330
22	FPE-16	22	16	103	440
24	FPE-18	24	18	116	570
26	FPE-20	26	20	128	700
28	FPE-22	28	22	140	820
30	FPE-24	30	24	152	1100
32	FPE-26	32	26	164	1370
34	FPE-28	34	28	176	1560
36	FPE-30	36	30	188	1770

- All dimensions are in inches. All weights are in pounds. Weights are approximate.
- Listed sound data is based on typical performance and should not be considered absolute.
- See nomenclature guide for additional information on part number creation.

FPC-FPCE

INTERNAL CENTER PANEL ABSORPTIVE DESIGN

20 to 25 dBA Noise Reduction

Silencer Specification

MAXIM SILENCERS

OPTIONS / ACCESSORIES

- Horizontal or vertical support arrangements
- Special paint
- Stainless steel construction
- Complete range of exhaust accessories

OVERVIEW

Use for a medium to high degree of high frequency noise attenuation. FPC is for intake service and the FPCE for exhaust service.

Typical Applications: Internal combustion engine intakes and exhaust, compressor intakes or fan intakes and discharges

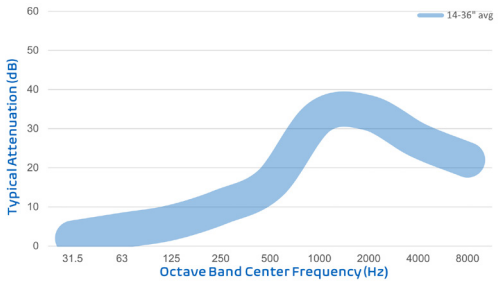

FEATURES

- Advanced acoustical design
- Heavy duty, all welded construction and long service life
- Easily installed in any position
- Prime coated exterior finish

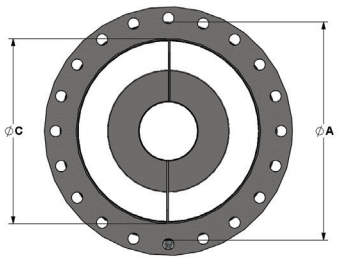

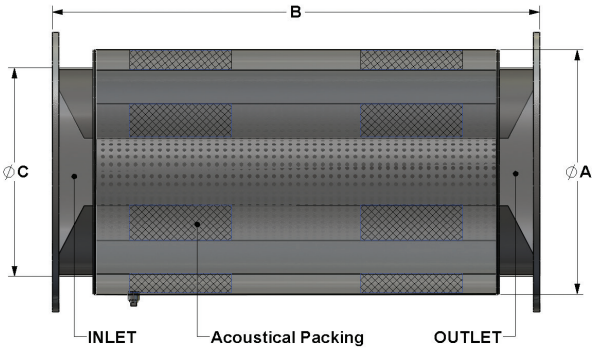

PRODUCT SPECS

C (size)	A (dia)	B (OAL)	Est Wt
14	18	35	200
16	20	39	240
18	22	44	300
20	24	48	360
22	26	52	430
24	28	56	590
26	30.375	60	700
28	32.5	64	800
30	35.375	68	900
32	37	72	1200
34	39.5	76	1330
36	42	80	1490
30	49	121	1900

- All dimensions are in inches. All weights are in pounds. Weights are approximate.
- Listed sound data is based on typical performance and should not be considered absolute.
- See nomenclature guide for additional information on part number creation.

info@miratechcorp.com | 1-800-640-3141 | **miratechcorp.com**

FULL FLOW INTERNAL CENTER PANEL ABSORPTIVE DESIGN
15 to 30 dBA Noise Reduction

FPS-FPSE

Silencer Specification

MAXIM SILENCERS

OPTIONS / ACCESSORIES
- Horizontal or vertical support arrangements
- Special paint
- Stainless steel construction
- Complete range of exhaust accessories

OVERVIEW
Designed for a high degree of high frequency noise attenuation. FPS is for intake service and the FPSE for exhaust service.

Typical Applications: Internal combustion engine intakes and exhaust, compressor intakes or fan intakes and discharges

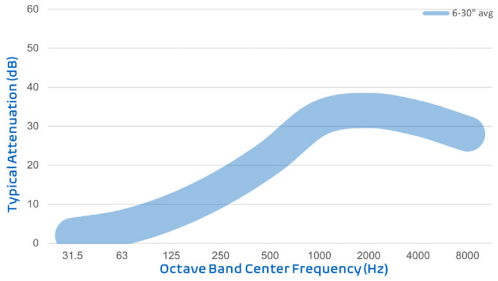

FEATURES
- Advanced acoustical design
- Heavy duty, all welded construction and long service life
- Easily installed in any position
- Prime coated exterior finish

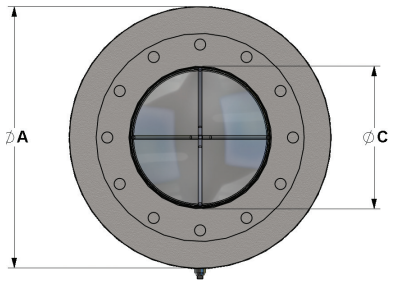

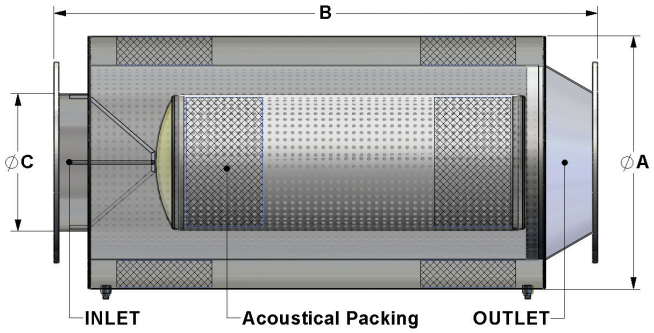

PRODUCT SPECS

C (size)	A (dia)	B (OAL)	Est Wt
6	14.625	27	75
8	18	35	130
10	20.75	44	190
12	23.375	51	270
14	26.375	57	370
16	29.125	66	490
18	32.125	71	565
20	34.875	83	820
22	37.75	89	1000
24	40.5	98	1280
26	43.375	106	1530
28	46.25	111	1700
30	49	121	1900

- All dimensions are in inches. All weights are in pounds. Weights are approximate.
- Listed sound data is based on typical performance and should not be considered absolute.
- See nomenclature guide for additional information on part number creation.

AFS2-AFSE2 RESIDENTIAL GRADE ANNULAR FLOW SILENCER

MIRATECH

Silencer Specification

MAXIM SILENCERS

OPTIONS / ACCESSORIES

- Horizontal or vertical support arrangements
- Special paint
- Stainless steel construction
- Complete range of exhaust accessories

OVERVIEW

Designed for a variety of intake (AFS2) and exhaust (AFSE2) applications ranging from 500-5,000 hp, or mass flow of 2.5 thru 65 lbs/sec. Approximate capacities are based on average gas velocity through silencer of approximately 10,000 ft/min, and will vary depending on pressure drop criteria. Special bullet designed internals consist of acoustic fiberglass packing adjacent to concentric perforated cylinders, creating an annular flow design. Air intake unit internals are made of stainless steel, tig welded, cleaned and sealed for shipping.

Typical Applications: Gas turbine, Internal combustion engine intakes and exhaust, compressor intakes or fan intakes and discharges.

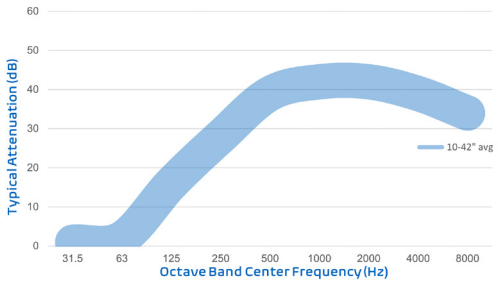

FEATURES

- Advanced acoustical design
- Heavy duty, all welded construction and long service life
- High heat black paint finish
- Connections: ANSI pattern flanged



Acoustical packed shell and internals Special Bullet designed internals

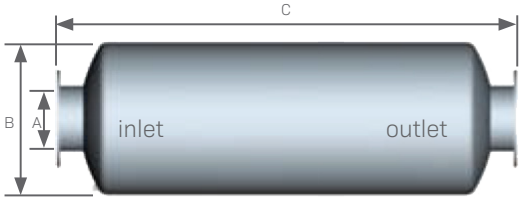

end inlet/end outlet

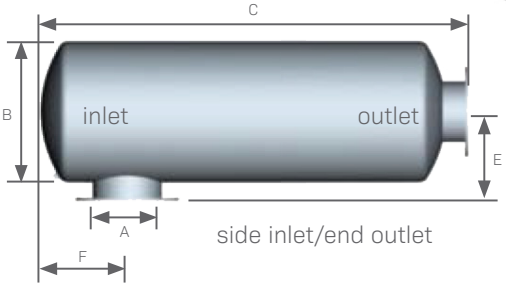

side inlet/end outlet

PRODUCT SPECS		End Inlet/End Outlet	Side Inlet/End Outlet			
A (size)	B (dia)	C (OAL)	C (OAL)	E	F	Est Wt
10	20	56	70	14	12	310
12	24	60	71	16	11	405
14	26	66	83	17	13	520
16	28	80	96	18	14	650
18	36	91	109	22	18	810
20	36	103	126	22	20	965
22	36	110	126	22	18	1200
24	42	115	136	25	24	1340
26	42	129	153	25	22	1625
28	48	141	174	29	26	2075
30	48	144	174	29	26	2550
32	54	150	call	call	call	2900
34	54	156	call	call	call	3500
36	60	164	call	call	call	3650
40	66	176	call	call	call	4400
42	66	204	call	call	call	4700

- All dimensions are in inches. All weights are in pounds. Weights are approximate.
- Listed sound data is based on typical performance and should not be considered absolute.
- See nomenclature guide for additional information on part number creation.

info@miratechcorp.com | 1-800-640-3141 | miratechcorp.com



MIRATECH

MAXIM Silencing Solutions CATALOG

